



SCULPT™

FIREPLACE
COLLECTION





Sculpt Fireplace Collection is an Australian owned company, exclusively supplying some of world's most sought after high-end luxury fireplaces.

Intent on providing Australians with a dynamic collection of designer fires, Sculpt Fireplace Collection has strategically gathered not only award winning fireplace designs, but also fireplaces that have been manufactured with high quality materials and the best raw steel which is built to last.

Our wood fire manufacturers integrate innovation, technology, environmental impact, operational expertise and quality, while holding design at the forefront. We aim to fill homes with the maximum of comfort while capturing the true art and meaning of a sculptural fireplace in any living space.

Sculpt Fireplace Collection is proud to be the sole importer of Seguin, Axis and JC Bordelet fireplaces, with exclusive distribution rights throughout Australia and New Zealand.


SCULPTTM
FIREPLACE
COLLECTION

Advantages of Seguin



Handcrafted in France

Based in the heart of Auvergne, France, Group Seguin fireplaces are hand crafted by artisan engineers in Randan, France. The traditional hand made methods provide the highest quality finish, using the most advanced technology and purest materials.



Slow Combustion or Open Fireplace

When selecting the lift door option within the Seguin firebox range, Seguin wood fireplaces can be used as either a slow combustion heater for practical purposes; with a longer fire term or an open fireplace for a mesmerising ambient open fire experience.



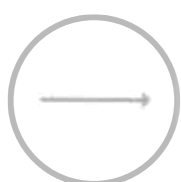
Heat Transfer Technology

The Seguin range uses precise heat transfer technology to transfer heat through ducts between multiple spaces in your home, work or office. Providing excellent home heating, allowing you to get the best use and time out of your fireplace.



DAFS (Double Airflow System)

Our Axis and Seguin fireplaces are equipped with patented DAFS technology which allows additional oxygen to be supplied through the air jets strategically positioned at the back of the combustion chamber. Making the unit more efficient, reducing emissions, cleaner glass and better heat output (Excludes Seguin Multivision series).



Outdoor Air Intakes

An optional extra outside air connection is recommended for 6+ star rated or tightly sealed homes, where oxygen is drawn from outside and through the DAFS for combustion. This provides better efficiency and more effective combustion, thus not effecting the air quality in your home. (Excludes Seguin Multivision models).



The Seguin Difference

To reach outstanding performance, Seguin fireplaces are manufactured with 100% pure cast iron only (excluding Hydro80 model). By using the highest quality raw materials, no warping of the firebox can occur and the retention of heat is also maximised due to the large fins on the outside of the firebox. It is this type of artisan engineering that allows Seguin to guarantee their fireboxes for ten years.

SEGUIN
DUTERIEZ 







International Installation Pictured



Hand crafted in France, the Seguin Aurore freestanding wood heater introduces a new level of style and functionality. The unique design of the Seguin Aurore will definitely be an aesthetic crowd pleaser. Offering two damper controls which allows for complete temperature control and the glass door airwash ensures a cleaner glass with every burn. Along with its unique shape, the Seguin Aurore also features front and side loading capabilities, so now reloading your fire will be the easiest task. Say hello to toasty warm and hassle free nights all winter long.



100% Pure Cast Iron Firebox



Dual fuel loading system



Includes fire grate & ash pan

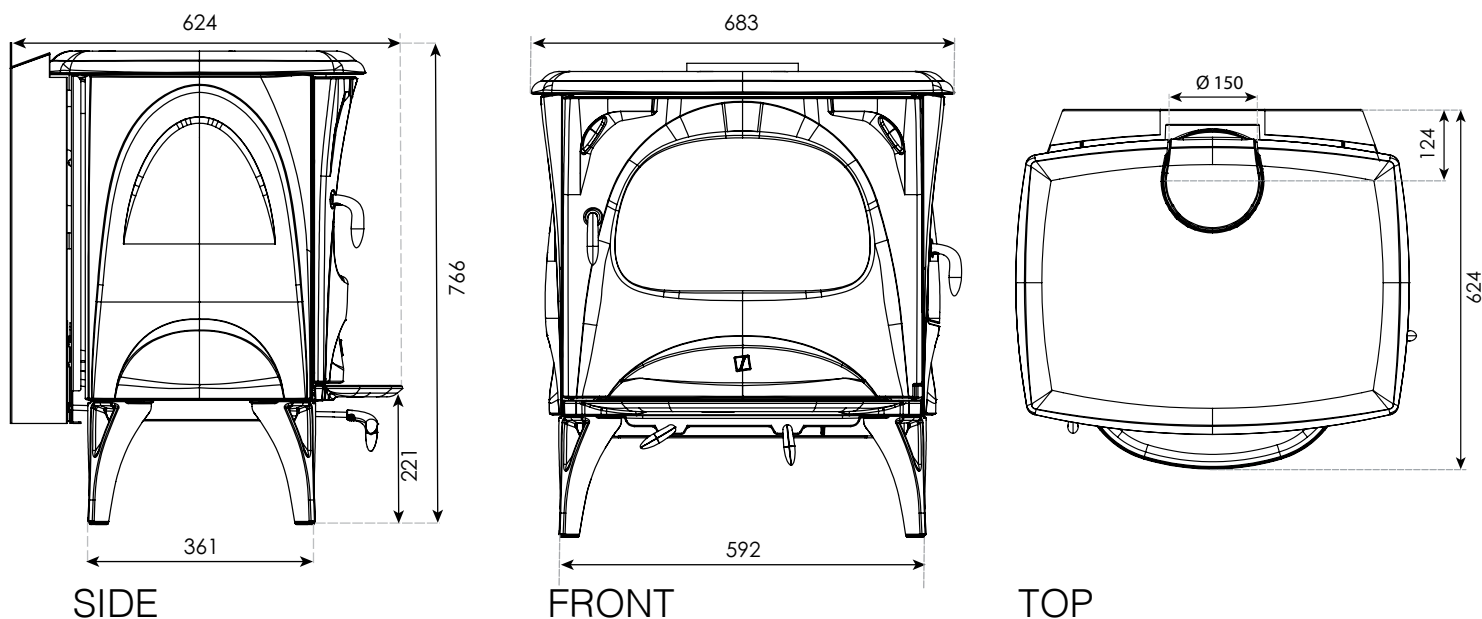


Hand crafted in France



DAFS (Double Air Flow System)

SEGUIN AURORE Specifications



Technical Information

Material

Available Colour

Dual Damper Control

KW Output

Avg Emissions

Avg Efficiency

Door Operation

Minimum Flue Height

Flue Dimensions

Warranty

Weight

Minimum Hearth Dimensions

Optional Outdoor Air Kit Available

8-12mm Cast iron firebox with vermiculite lining

Matte Black & Enamel White, Black, Grey, Red & Green

Combustion air & glass air wash control

9kW

1.5g/kg

63%

Two secure swing door opening system

4.6m from the hearth

150mm, 200mm, 250mm

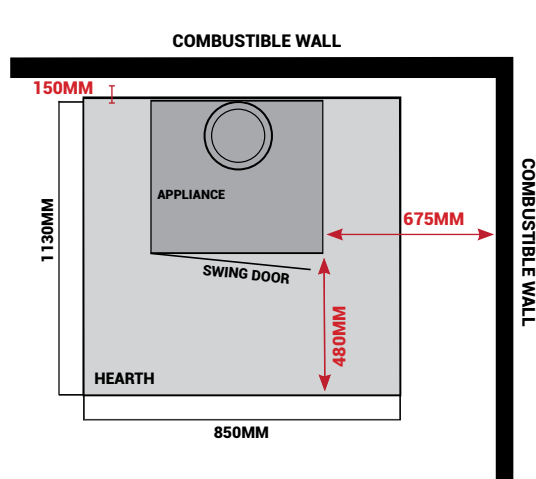
10 year firebox warranty**

170 kg

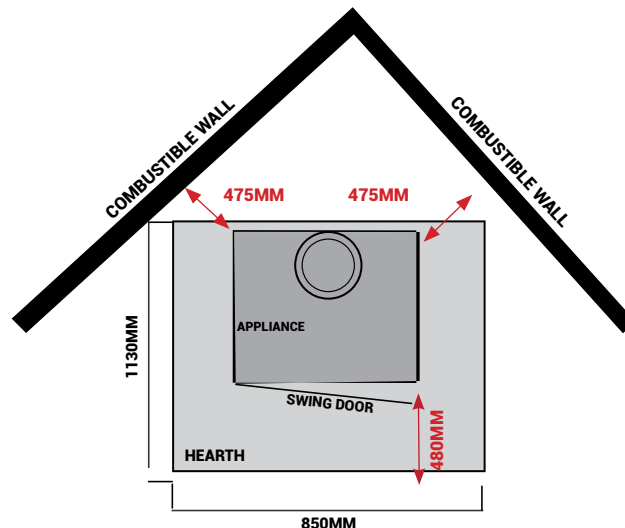
Width: 850mm Depth: 1130mm Thickness: 9mm***

Clearances & Hearth

All clearances shown are for appliance installed with a heat shield.



POSITION A PARALLEL POSITION



POSITION B CORNER POSITION



International Installation Pictured



From Randan, France, the Seguin Jade has the smallest clearance to combustibles in the Seguin freestanding wood stove range. Boasting an impressive 73% efficiency on low burning, the Seguin Jade will heat most rooms effortlessly. The Seguin Jade is also fully equipped with an ash pan, ash grate, and Double Air Flow System (DAFS). With its slender body and large viewing glass, the Jade is bound to be an eye catcher in any room.



100% Pure Cast Iron Firebox



Dual fuel loading system



Includes fire grate & ash pan

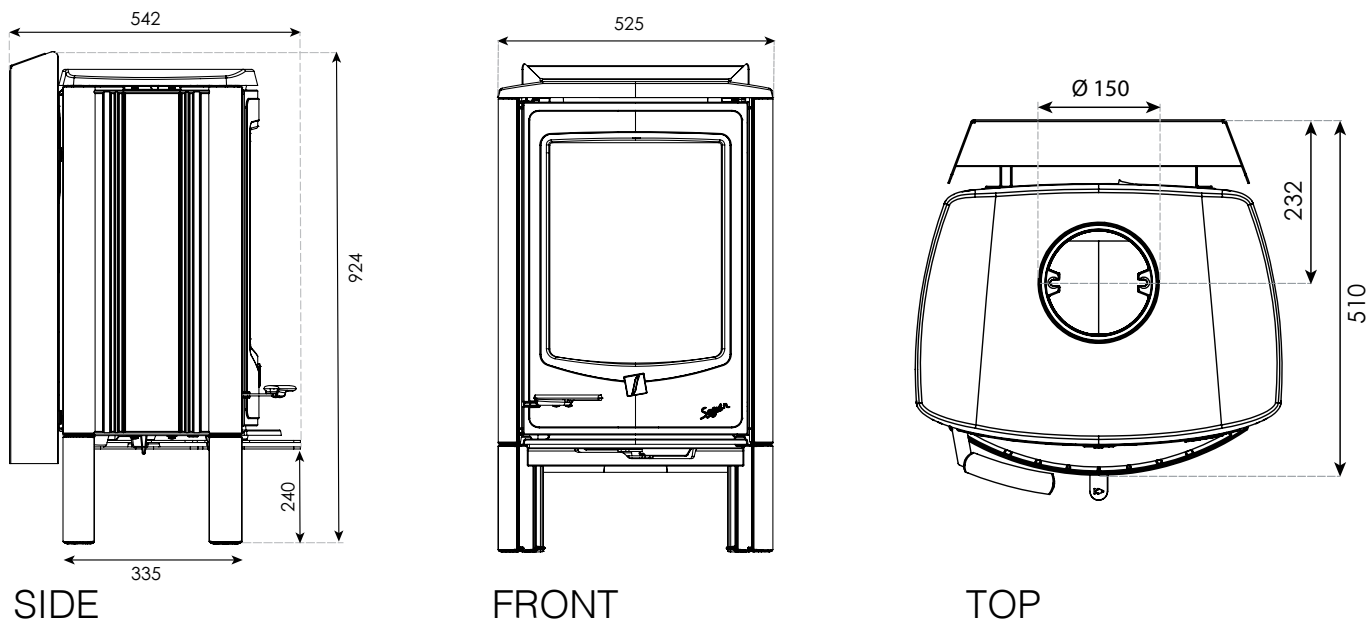


Hand crafted in France



DAFS (Double Air Flow System)

SEGUIN JADE Specifications



Technical Information

Material

Available Colour

Dual Damper Control

KW Output

Avg Emissions

Avg Efficiency

Minimum Flue Height

Flue Dimensions

Warranty

Weight

Minimum Hearth Dimensions

Optional Outdoor Air Kit Available

8-12mm Cast iron firebox with vermiculite lining

Cast Iron Grey

Combustion air & glass air wash control

7.4kW

1.1g/kg

68%

4.6m from the hearth

150mm, 200mm, 250mm

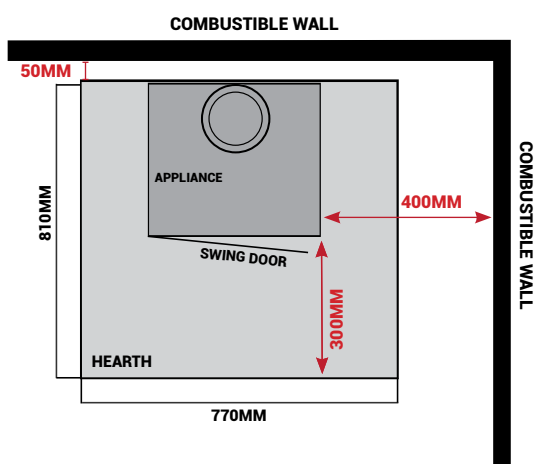
10 year firebox warranty**

165 kg

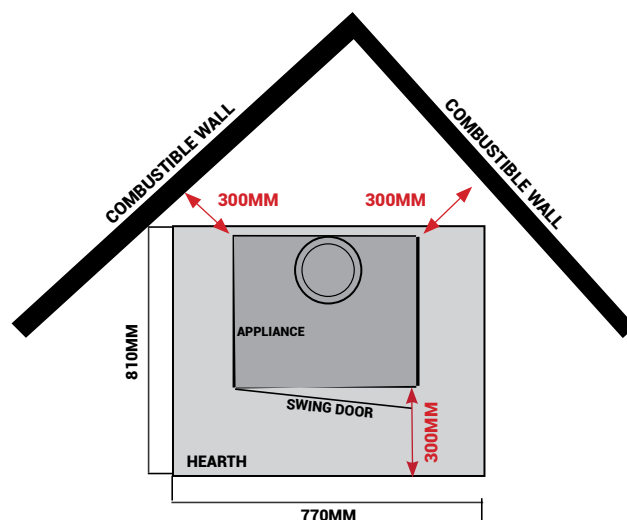
Width: 770mm Depth: 810mm Thickness: 6mm***

Clearances & Hearth

All clearances shown are for appliance installed with a heat shield.



POSITION A PARALLEL POSITION



POSITION B CORNER POSITION

SEGUIN SAPHIR



*International Installation Pictured



From Randan, France, the Seguin Saphir offers a traditional looking design with two air controls including an air wash which allows for complete temperature control and ensures a cleaner glass with every burn. The Seguin Saphir is also fully equipped with an ash pan & ash grate, Double Air Flow System (DAFS) and dual fuel loading door, so now reloading your fire will be easier than ever.



100% Pure Cast Iron Firebox



Dual fuel loading system



Includes fire grate & ash pan

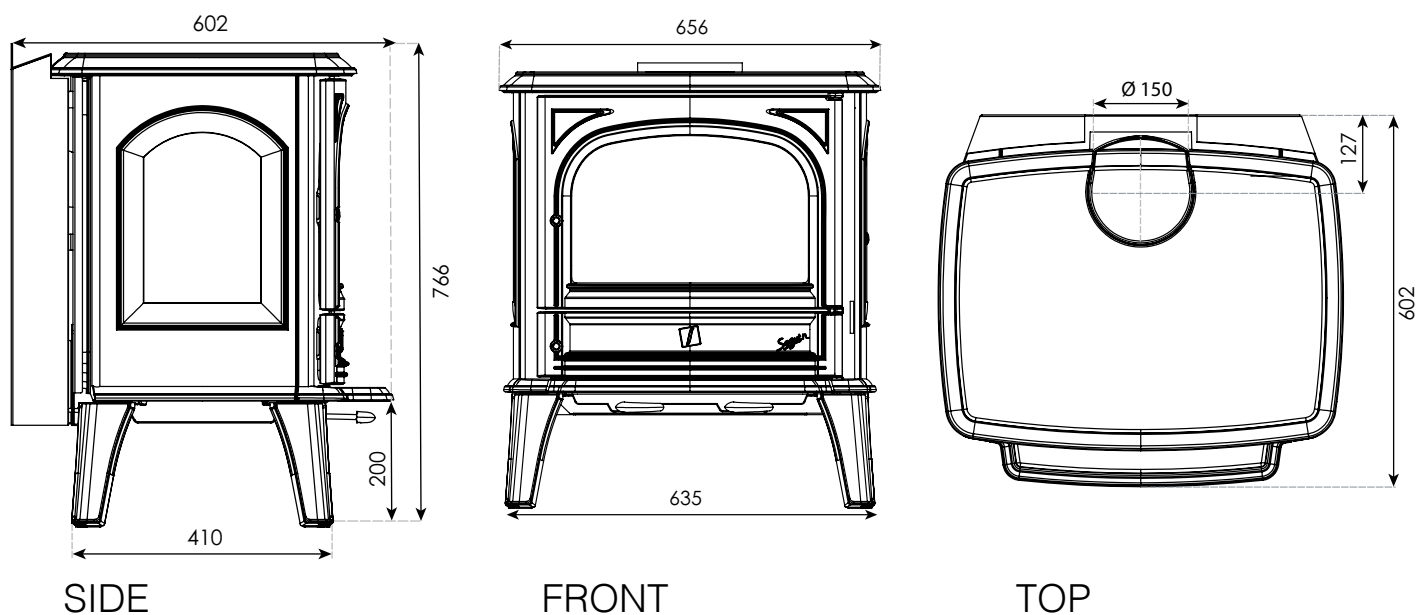


Hand crafted in France



DAFS (Double Air Flow System)

SEGUIN SAPHIR Specifications

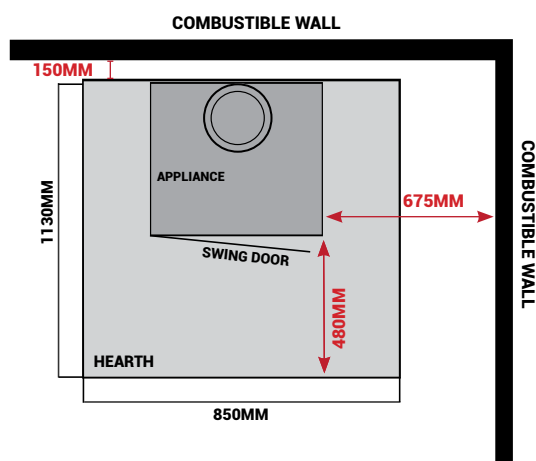


Technical Information

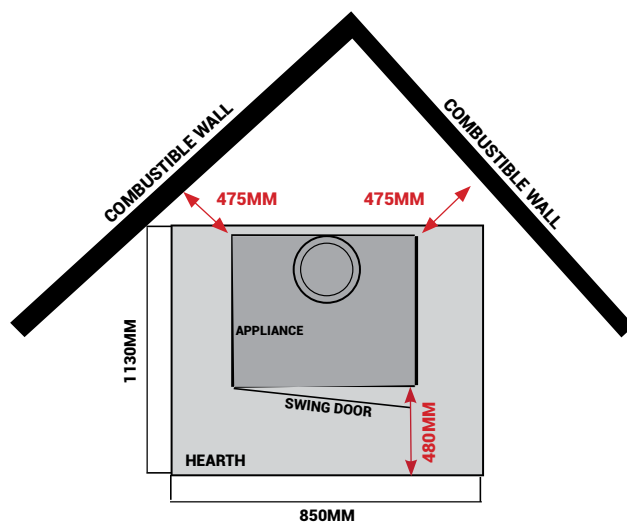
Material	8-12mm Cast iron firebox with vermiculite lining
Available Colours	Cast Iron Grey & Enamel Cream or Brown
Dual Damper Control	Combustion air & glass air wash control
KW Output	9kW
Avg Emissions	1.5g/kg
Avg Efficiency	63%
Door Operation	Two secure swing door opening system
Minimum Flue Height	4.6m from the hearth
Flue Dimensions	150mm, 200mm, 250mm
Warranty	10 year firebox warranty**
Weight	165 kg
Minimum Hearth Dimensions	Width: 850mm Depth: 1130mm Thickness: 9mm***
Optional Outdoor Air Kit Available	

Clearances & Hearth

All clearances shown are for appliance installed with a heat shield.



POSITION A PARALLEL POSITION



POSITION B CORNER POSITION



*International Installation Pictured



The Seguin Topaze, landing in Australia from Randan, France, is the largest of the wood stoves collection. The Topaze also offers a traditional looking design ready to become a feature in any home.

The Seguin Topaze is fully equipped with an ash pan & ash grate, Double Air Flow System (DAFS) and dual fuel loading door, so now reloading your fire will be easier than ever. Offering the highest kW output in the range, it will surely keep you warm and toasty during the cold winter nights.



100% Pure Cast Iron Firebox



Dual fuel loading system



Includes fire grate & ash pan

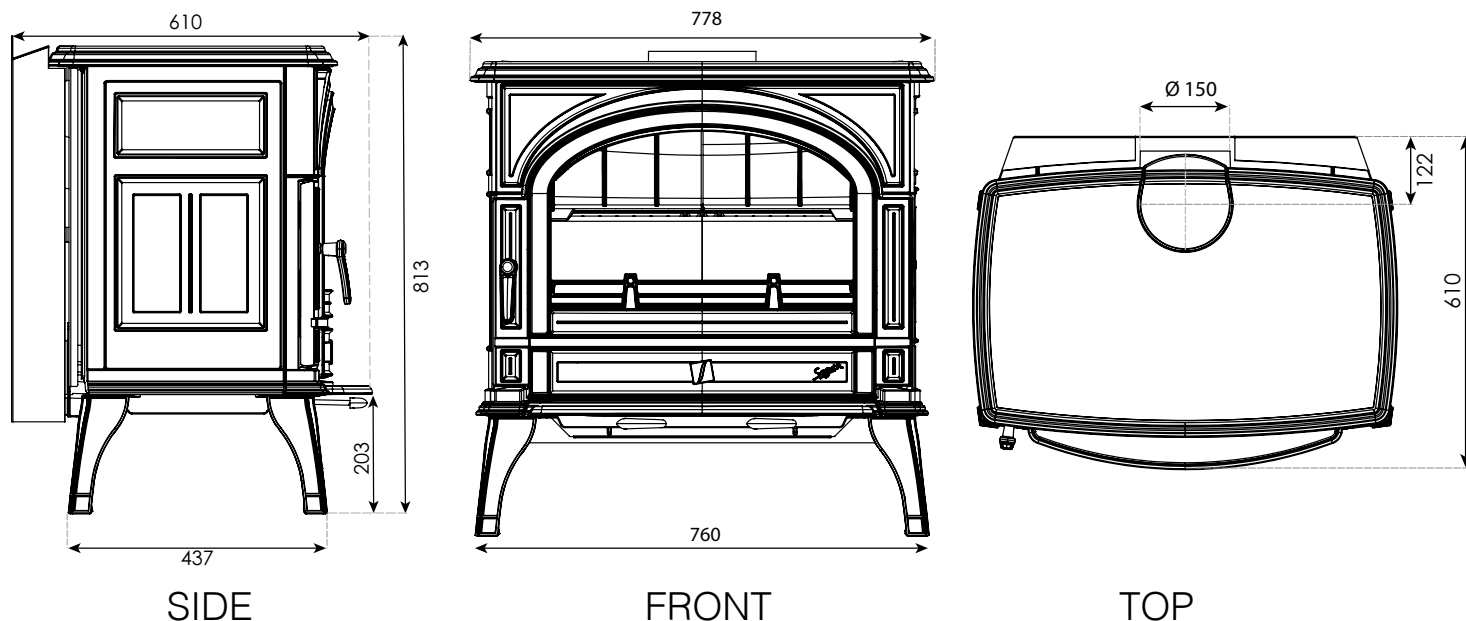


Hand crafted in France



DAFS (Double Air Flow System)

SEGUIN TOPAZE Specifications

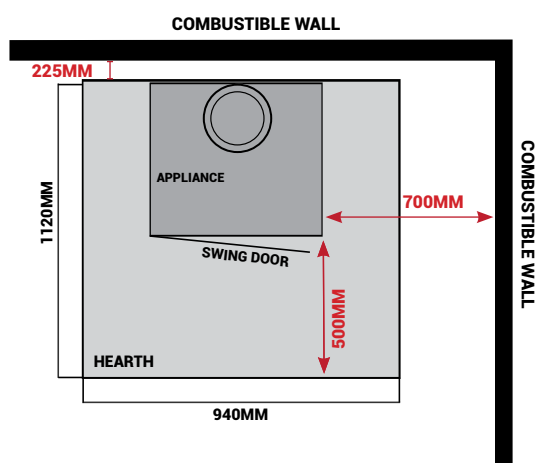


Technical Information

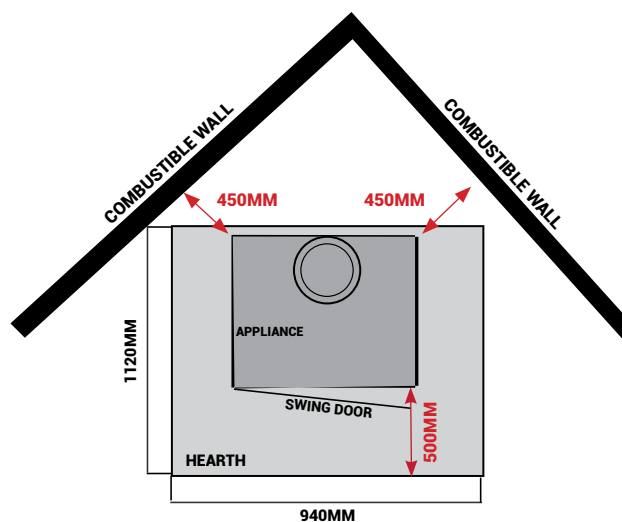
Material	8-12mm Cast iron firebox with vermiculite lining
Available Colours	Matte Black & Enamel White, Black or Grey
Dual Damper Control	Combustion air & glass air wash control
KW Output	9kW
Avg Emissions	1.5g/kg
Avg Efficiency	63%
Door Operation	Two secure swing door opening system
Minimum Flue Height	4.6m from the hearth
Flue Dimensions	150mm, 200mm, 250mm
Warranty	10 year firebox warranty**
Weight	170 kg
Minimum Hearth Dimensions	Width: 850mm Depth: 1130mm Thickness: 9mm***
Optional Outdoor Air Kit Available	

Clearances & Hearth

All clearances shown are for appliance installed with a heat shield.



POSITION A PARALLEL POSITION



POSITION B CORNER POSITION

SEGUIN EUROPA 7 SERIES



Seguin **Europa 7**



Seguin **Europa 7 Black Line**



Seguin **Europa 7 Lift**



Contemporary meets classic with the Seguin Europa 7 series. These beautifully crafted pure cast iron wood fires are sure to add breath taking ambiance in any stylish home whether installed as a built-in or free standing fireplace. Hand made in France, the undeniable quality of the Seguin Europa 7 series will also aim to please aesthetically and burn effectively. The Europa 7 series comes with options of a swing door or swing & lift door mechanism.



100% Pure Cast
Iron Firebox



DAFS
(Double Air Flow
System)



Includes
Fire Grate
& Ash Pan



10 Year
Firebox
Warranty

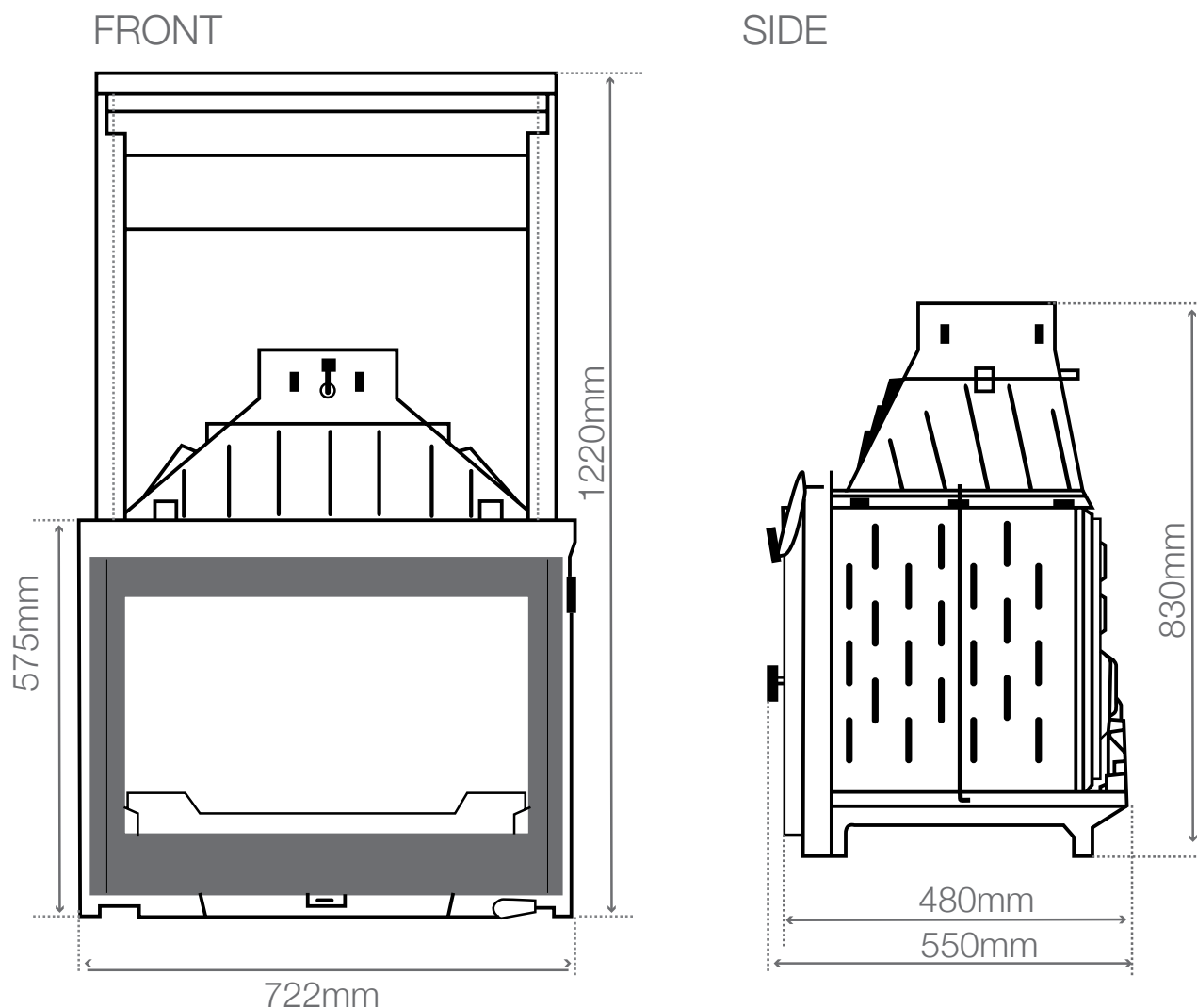


Install
Freestanding
OR Inbuilt



Optional
Outdoor Air Kit

SEGUIN EUROPA 7 SERIES Specifications



Technical Information

Material	100% pure cast iron, 8-12mm thickness
KW Output	17.9kw
Heating Capacity	Up to 150m ² -250m ² *
Facade	Clean frame-less design (trim options available)
Glass Door	Secure lift up and swing door
Minimum Flue Height	4.6m
Flue Sizes	200mm, 250mm, 300mm
Includes Hot Air Transfer Kit	A duct and a register
Outdoor Air Kit	Recommended for well insulated homes
Warranty	10 year firebox warranty**
Weight	170kg
Hearth Dimensions	Min 500mm in front of any part of the fireplace, 250mm on either side & 75mm thick

SEGUIN EUROPA 7 VL SERIES



Seguin Europa 7 VL
Left Black Line



Seguin Europa 7 VL
Right Black Line



Seguin Europa 7
VL Black Line Lift
(Left or Right)



The Seguin Europa 7 VL series, comes with black line glass, swing and lift door mechanism and corner glass side viewing area options. These beautifully crafted pure cast iron wood fires are sure to add breath taking ambiance in any stylish home whether installed as a built-in or free standing fireplace. The undeniable quality of the Seguin Europa 7 VL series will not only burn effectively but also aim to please aesthetically regardless of its location.



100% Pure Cast
Iron Firebox



DAFS
(Double Air Flow
System)



Includes
Fire Grate
& Ash Pan



10 Year
Firebox
Warranty

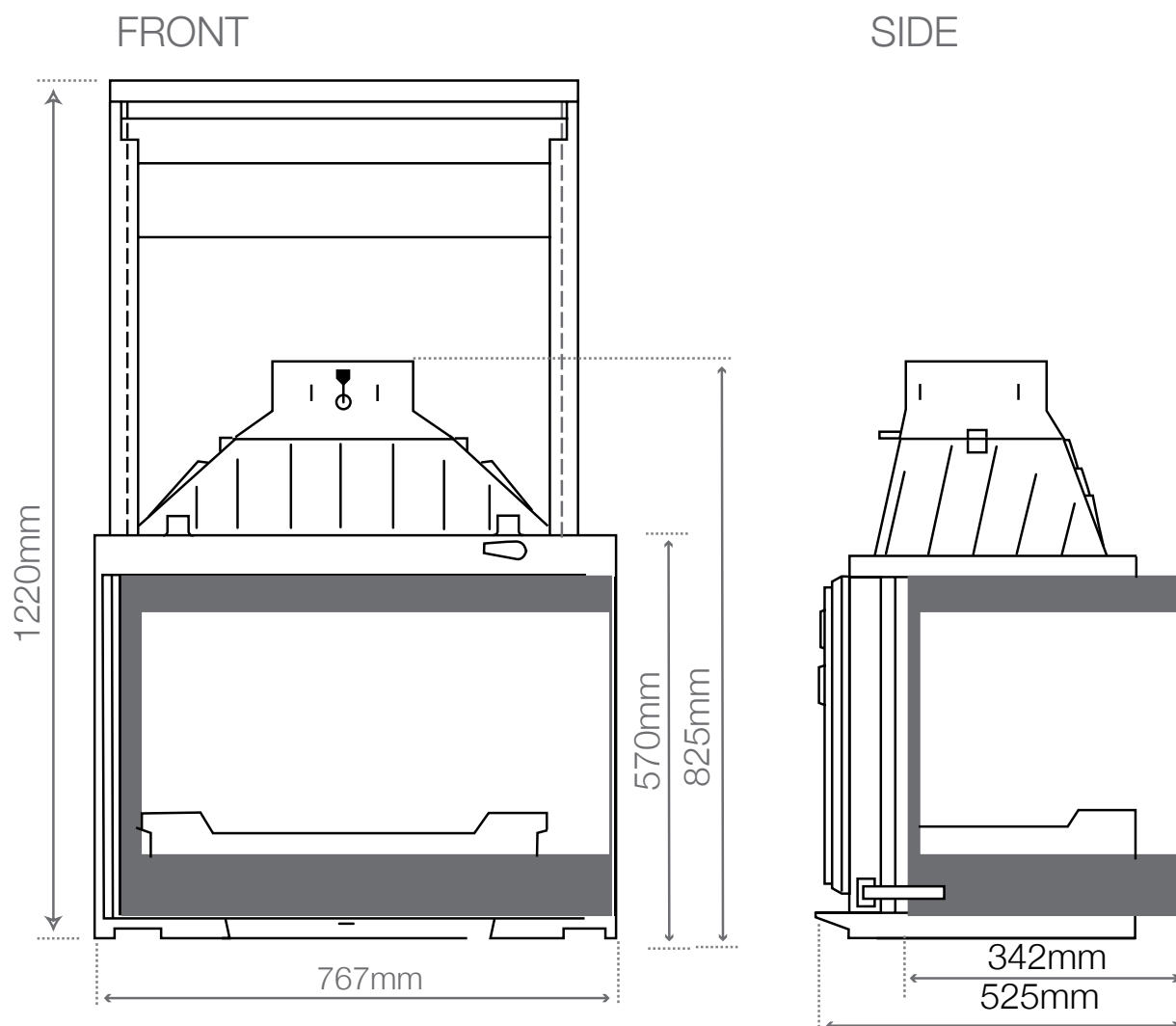


Install
Freestanding
OR Inbuilt



Optional
Outdoor Air Kit

SEGUIN EUROPA 7 VL SERIES Specifications



Technical Information

Material	100% pure cast iron, 8-12mm thickness
KW Output	17.9kw
Heating Capacity	Up to 150m ² -200m ² *
Facade	Clean frame-less design (trim options available)
Glass Door	Secure lift up and swing door
Minimum Flue Height	4.6m
Flue Sizes	200mm, 250mm, 300mm
Includes Hot Air Transfer Kit	A duct and a register
Outdoor Air Kit	Recommended for well insulated homes
Warranty	10 year firebox warranty**
Weight	170kg
Hearth Dimensions	Min 500mm in front of any part of the fireplace, 250mm on either side & 75mm thick

SEGUIN VISIO 8 PLUS SERIES



Seguin Visio 8 Black Line



Seguin Visio 8 Black Line Lift



You'll never yearn again for complete harmony in your interior space once attaining one of the Seguin Visio 8 Plus fireplaces. Made in Randan, France, and constructed with pure cast iron, these classic fire boxes come equipped with the Seguin air wash system that keeps the glass clean, you'll be wanting to stay next to your new Seguin Visio 8 all winter long. You can attain this heater in options with swing door mechanism & black line glass or with swing & lift door mechanics and black line glass.



100% Pure Cast
Iron Firebox



DAFS
(Double Air Flow
System)



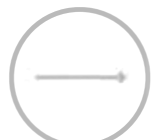
Includes
Fire Grate
& Ash Pan



10 Year
Firebox
Warranty

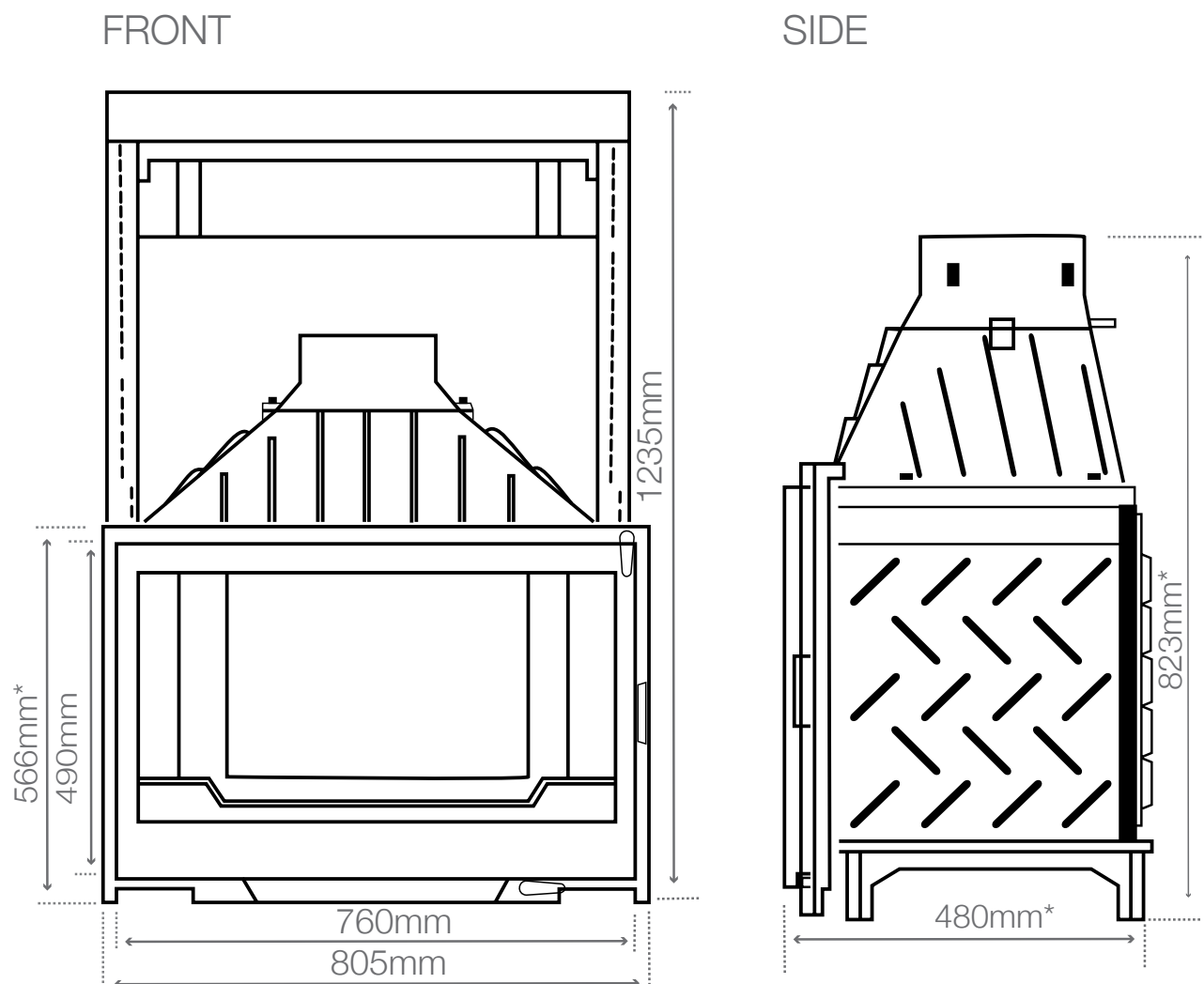


Install
Freestanding
OR Inbuilt



Optional
Outdoor Air Kit

SEGUIN VISIO 8 PLUS SERIES Specifications



Technical Information

Material	100% pure cast iron, 8-12mm thickness
KW Output	27.8kw
Heating Capacity	Up to 140m ² -340m ² *
Facade	Clean frame-less design (trim options available)
Glass Door	Secure lift up and swing door
Minimum Flue Height	4.6m
Flue Sizes	200mm, 250mm, 300mm
Includes Hot Air Transfer Kit	A duct and a register
Outdoor Air Kit	Recommended for well insulated homes
Warranty	10 year firebox warranty**
Weight	190kg
Hearth Dimensions	min 500mm in front of any part of the fireplace, 250mm on either side & 75mm thick

SEGUIN SUPER 9 SERIES



Seguin **Super 9**



Seguin **Super 9 Black Line Lift**



Seguin **Super 9 Lift**



Pioneering a cast iron slow combustion wood fire to look like a modern minimalist wood heater that blends into any interior is no lack of achievement – The Seguin Super 9 series is a humble element that achieves this in any living space. Together with its patented DAFS (Double Air Flow System) and pure cast iron firebox, this series is the largest in our cast iron firebox range and accomplishes designer fireplace excellence. Available in swing door mechanism, swing & lift door mechanism, and swing & lift door mechanism with black silk screen printed glass.



100% Pure Cast Iron Firebox



DAFS (Double Air Flow System)



Includes Fire Grate & Ash Pan



10 Year Firebox Warranty

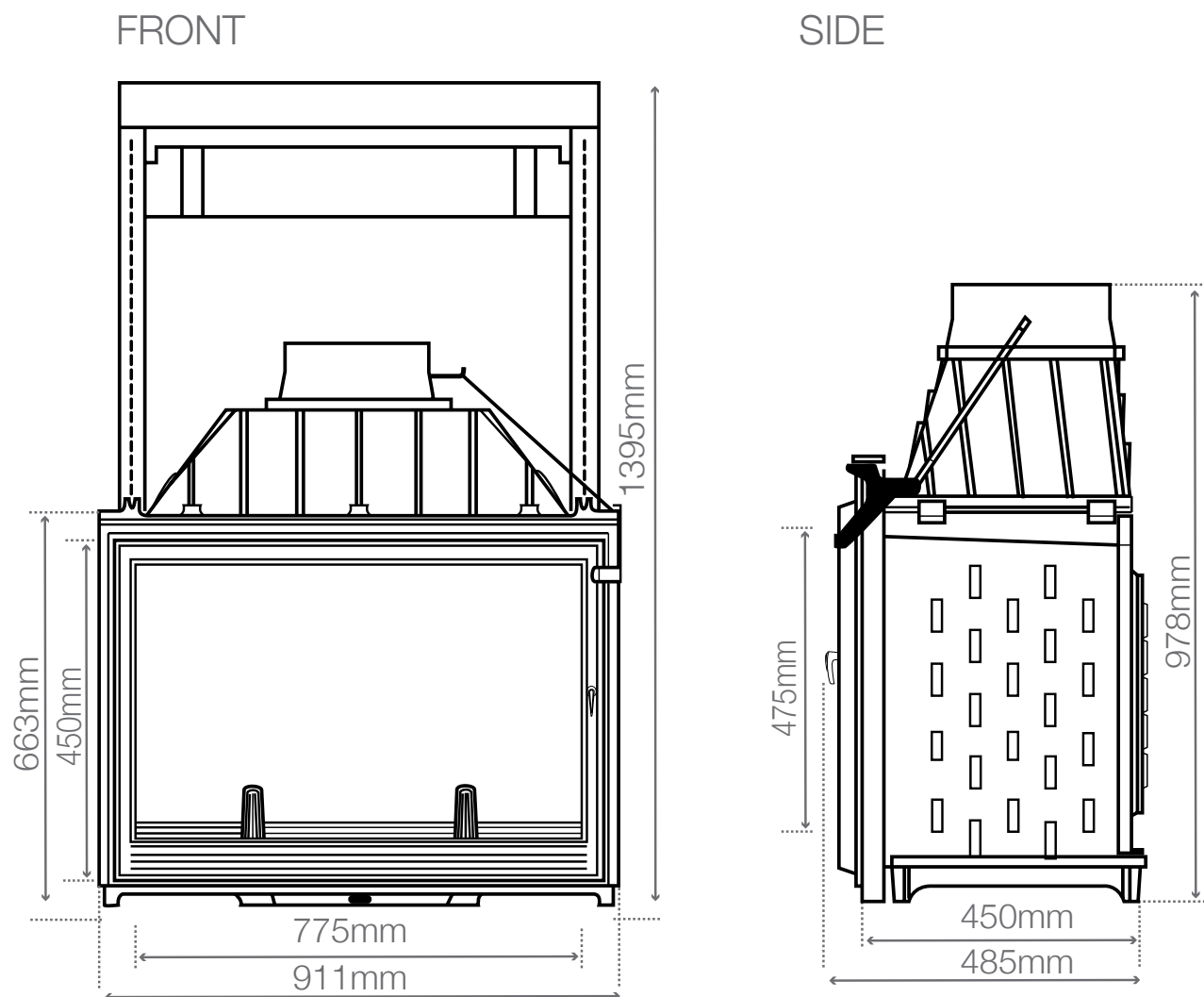


Install Freestanding OR Inbuilt



Optional Outdoor Air Kit

SEGUIN SUPER 9 SERIES Specifications



Technical Information

Material	100% pure cast iron, 8-12mm thickness
KW Output	26kw
Heating Capacity	Up to 200m ² - 300m ² *
Facade	Clean frame-less design (trim options available)
Glass Door	Secure lift up and swing door
Minimum Flue Height	4.5m
Flue Sizes	250mm, 300mm, 350mm
Includes Hot Air Transfer Kit	A duct and a register
Outdoor Air Kit	Recommended for well insulated homes
Warranty	10 year firebox warranty**
Weight	250kg
Hearth Dimensions	Min 500mm in front of any part of the fireplace, 250mm on either side & 75mm thick

SEGUIN MULTIVISION 8000 SERIES



Seguin Multivision 8000
Two Sided



Seguin Multivision 8000
3V Three Sided



Seguin Multivision 8000
Four Sided



Seguin Multivision 8000 Four Sided

The Seguin Multivision 8000 pure cast iron series comes with options like two, three and Australia's first four sided wood heater. With the various glass viewing options, it's suitable for any contemporary living space. These beautifully crafted, pure cast iron wood fires are sure to add breath taking ambiance in any stylish home whether installed as a built-in or free standing fireplace.



100% Pure Cast
Iron Firebox



DAFS
(Double Air Flow
System)



Includes
Fire Grate
& Ash Pan



10 Year
Firebox
Warranty

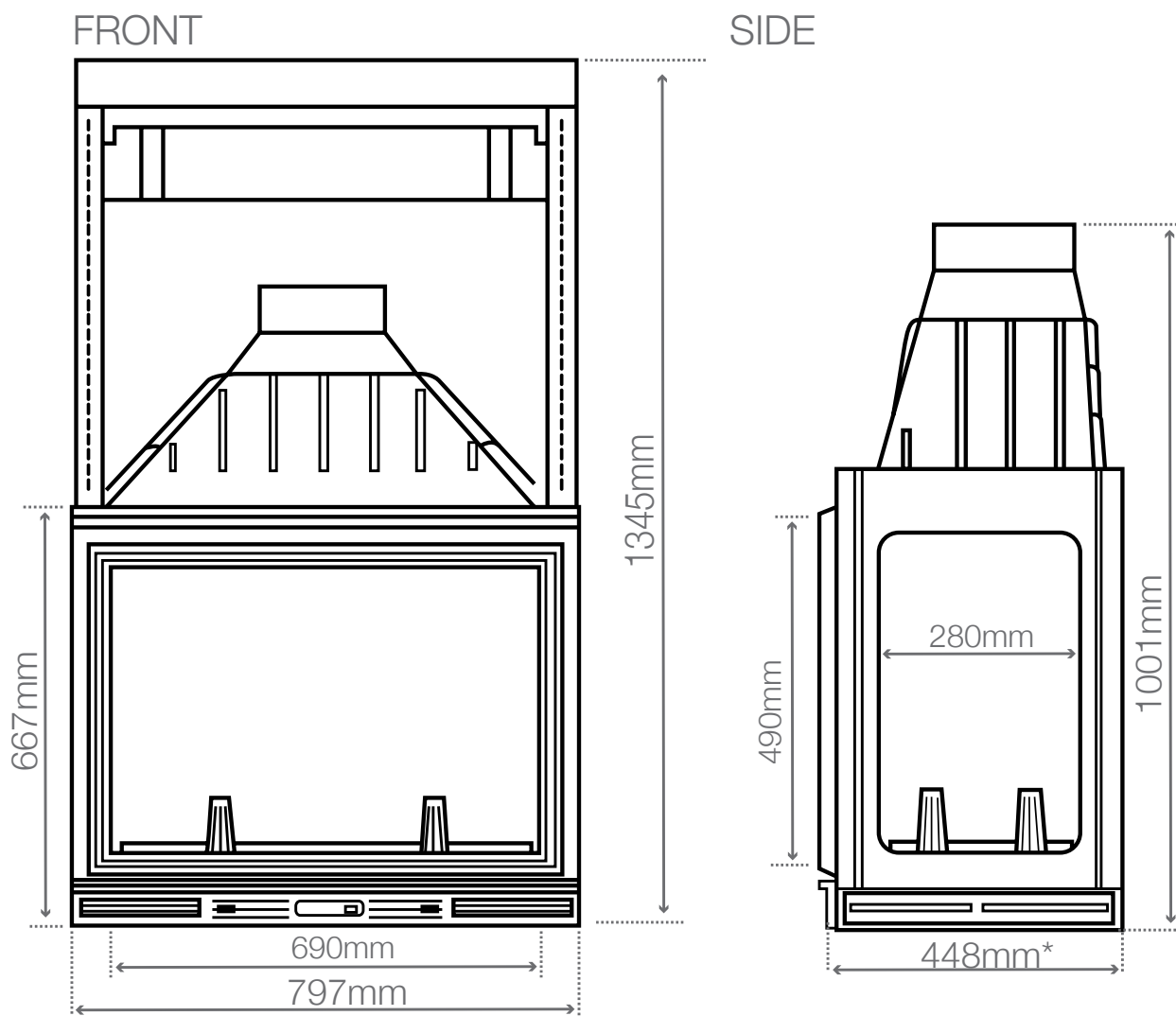


Install
Freestanding
OR Inbuilt



Available in
multiple viewing
areas

SEGUIN MULTIVISION 8000 SERIES Specifications



Technical Information

Material	100% pure cast iron, 8-12mm thickness
KW Output	29.9kw Single sided
Heating Capacity	Up to 150m ² -250m ² *
Facade	Clean frame-less design (no trim)
Glass Door	Secure lift up and swing door
Minimum Flue Height	4.6m
Flue Sizes	250mm, 300mm, 350mm
Includes Hot Air Transfer Kit	A duct and a register
Outdoor Air Kit	Recommended for well insulated homes
Warranty	10 year firebox warranty**
Weight	230kg
Hearth Dimensions	Min 500mm in front of any part of the fireplace, 250mm on either side & 75mm thick

SEGUIN MULTIVISION HYDRO80 SERIES



Seguin **Multivision Hydro80 Single Sided**



Seguin **Multivision Hydro80 VL**



Seguin **Multivision Hydro80 3V**



Pioneering a cast iron slow combustion wood fire to look like a modern minimalist wood heater that blends into any interior is no lack of achievement – The Seguin Super 9 series is a humble element that achieves this in any living space. Together with its patented DAFS (Double Air Flow System) and pure cast iron firebox, this series is the largest in our cast iron firebox range and accomplishes designer fireplace excellence. Available in swing door mechanism, swing & lift door mechanism, and swing & lift door mechanism with black silk screen printed glass.



100% Pure Cast Iron Firebox



Handmade in France



Equipped With Safety Damper



In Floor Heating

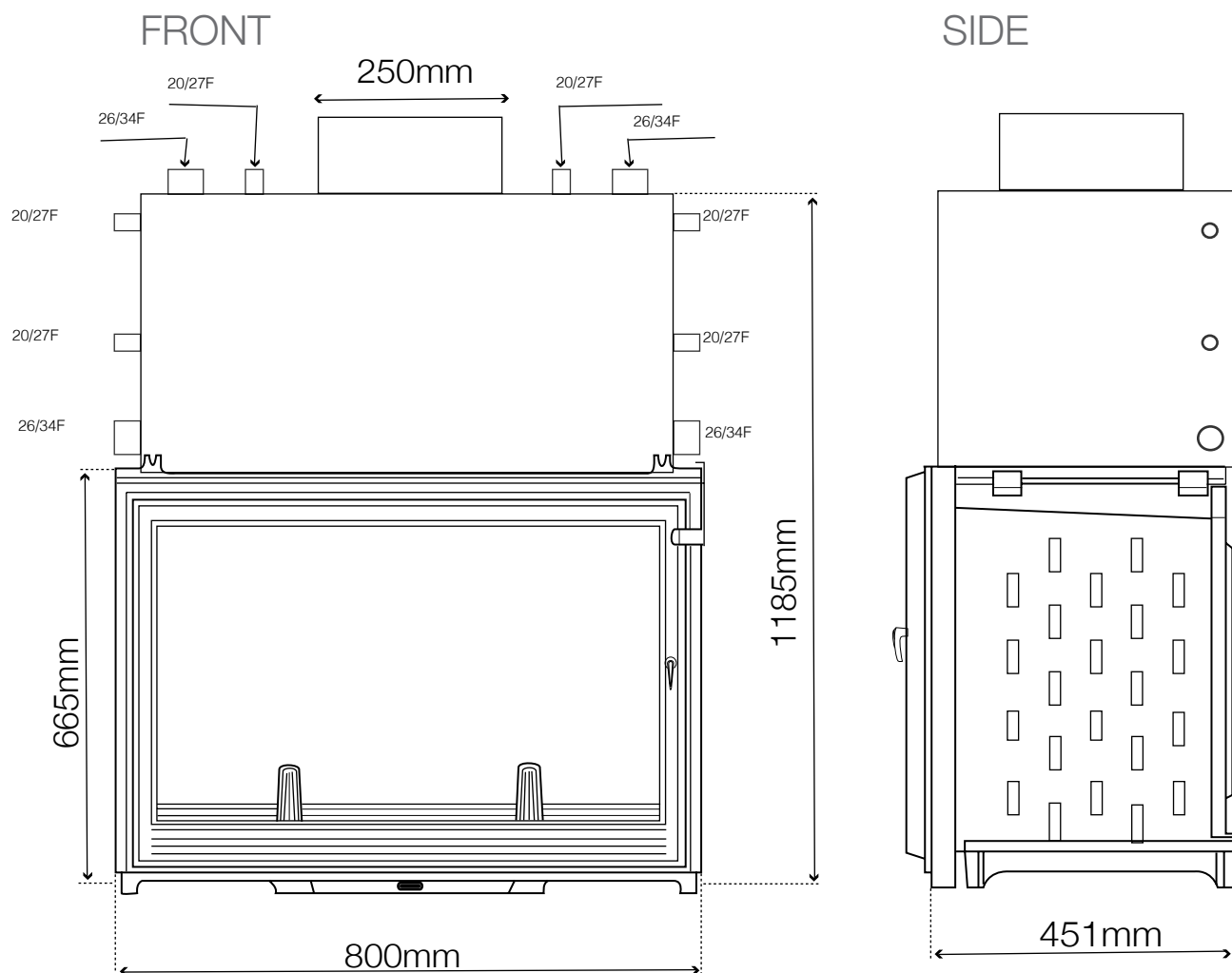


Radiator Panel Heating



Includes Fire Grate & Ash Pan

SEGUIN MULTIVISION HYDRO80 Specifications



Technical Information

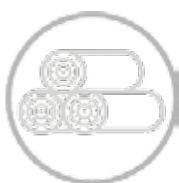
Material	100% pure cast iron, 8-12mm thickness
KW Output	Dry Model: 25.9kW Wet Model: 14.3kW
Facade	Clean frame-less design (trim options available)
Glass Door	Secure swing door
Minimum Flue Height	4.6m
Flue Sizes	250mm, 300mm, 350mm
Includes Hot Air Transfer Kit	A duct and a register
Outdoor Air Kit	Recommended for well insulated homes
Warranty	10 year firebox warranty**
Weight	345kg
Hearth Dimensions	Min 500mm in front of any part of the fireplace, 250mm on either side & 75mm thick

Advantages of Axis



Handcrafted in France

Axis fireplaces are hand crafted by artisan engineers in the Rhône-Alpes region of France, with Axis being ranked as the number one specialist for steel fireboxes in Europe. The traditional hand made methods provide the highest quality finish, using the most advanced technology and purest materials.



Slow Combustion or Open Fireplace

The Axis inbuilt range can be operated as either a slow combustion heater for practical purposes; with a longer fire term or an open fireplace for that ambient open fire experience. Both fireplace operating options provide an unforgettable ambiance in any application (excluding Axis i1000 series).



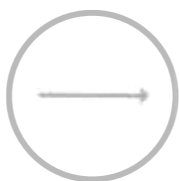
Heat Transfer Technology

Using precise heat transfer technology to transfer heat through ducts between multiple spaces in your home, work or office; the Axis range provides excellent home heating, allowing you to get the best use and time out of your fireplace.



DAFS (Double Airflow System)

Selected Axis inbuilt wood fireplaces are equipped with patented DAFS technology which aim to inject oxygen at a determined level inside of the combustion chamber. The supply of new oxygen will burn the gases and smoke that has not yet been burnt and prevent them from being released into the flue system.



Outdoor Air Intakes

An optional extra outside air connection is recommended for 6+ star rated or tightly sealed homes, where oxygen is drawn from outside and through the DAFS for combustion. This provides better efficiency and more effective combustion; thus not effecting the air quality in your home.



The Axis Difference

Axis fireboxes are made up of 60mm interlocking kiln bricks that are manually assembled and have been baked at 1350°. The patented refractory bricks ensure the accumulation, transmission and continuous release of heat over a superior period of time even after the fire has dissipated (Excludes Axis i1000 models).







Axis i1000FS



Axis i1000FS DS

Handmade in France, the Axis I1000 Free-Standing wood fireplace is a display of geometric versatility and artisan engineered construction. The Axis I1000 Free-Standing wood fireplace is highly sought after by those who prize the sleek elegance of a panoramic wood heater combined with an unbelievable heating performance, available in both single and double sided viewing areas. This wood fireplace exudes a mesmerizing display of flames and unsurpassed design excellence. With the ability to introduce fresh air into the firebox with the optional outdoor air kit (recommended for 6+ star rated homes) this will provide better efficiency and more effective combustion of the fire wood. The viewing area also gives this French hand made wood heater a luxurious ultramodern feel that is highly desired.



Hand made in
the Rhone Alpes
region of France



Equipped with
safety damper



Optional
outdoor air-kit



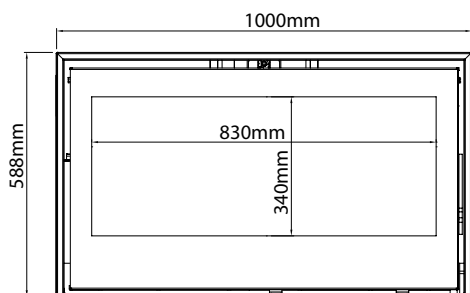
DAFS
(Double Air Flow
System)




Includes fire
grate and ash
pan

AXIS i1000FS Series Specifications

FRONT



SIDE

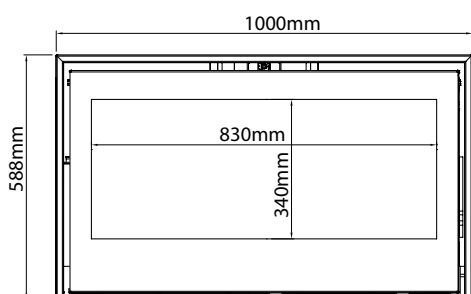


Axis I1000FS Single Sided


Material
Heating Capacity
KW output
Avg Emissions
Avg Efficiency
Door operation
Flue dimension
Outside air kit
Warranty
Weight
Clearances
Minimum hearth dimensions

Solid steel firebox with firebricks
 Up to 100m² - 280m²*
 14.6kW
 1.2g/kg
 66%
 Secure Swing door opening system
 200mm, 250mm, 300mm
 Recommended for well insulated homes
 10 year firebrick & 5 year firebox warranty**
 180kg
 250mm rear 450mm sides
 Width: 1220mm Depth: 550mm
 Thickness: 9mm***

FRONT



SIDE



Axis I1000FS Double Sided

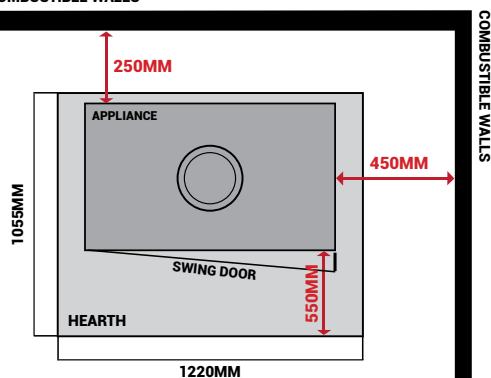
Material
Heating Capacity
KW Output
Avg Emissions
Avg Efficiency
Door Operation
Flue dimensions
Outside air kit
Warranty
Weight
Clearances
Minimum hearth dimensions

Solid steel firebox with firebricks
 Up to 100m² - 280m²*
 18.7 kW
 1.0g/kg
 62%
 Two secure swing door opening systems
 200mm, 250mm, 300mm
 Recommended for well insulated homes
 10 year firebrick & 5 year firebox warranty**
 180kg
 1300mm in front & 450mm on either side
 Width: 1220mm Depth: 550mm
 Thickness: 9mm ***

Clearance & Hearth

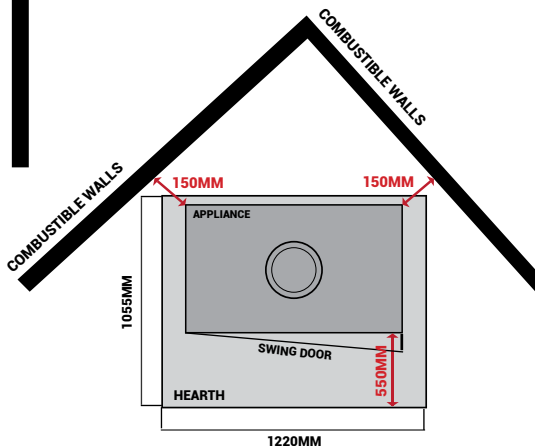
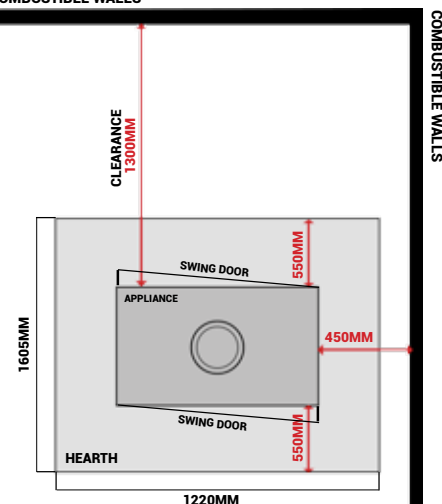
Axis I1000FS Single Sided

COMBUSTIBLE WALLS



Axis I1000FS Double Sided

COMBUSTIBLE WALLS



Axis I1000FS Single Sided Corner Application



Axis i1000IB



Axis i1000FS DS

Handcrafted in the Rhone Alpes region of France, the Axis I1000 In-Built wood fireplace is the result of true craftsmanship and artisan engineered construction. Designed to be installed into a custom built wall without the need for a masonry enclosure, this wood fireplace displays stunning contemporary sleek lines and unsurpassed luxurious comfort. The fine details and stunning craftsmanship distinguishes the Axis I1000IB from other wood heaters alike. Available in both a single or double sided glass viewing option, this fireplace has been designed with the purpose of providing better efficiency and more effective combustion of the fire wood, all while delivering outstanding heating performance.



Hand made in the Rhone Alpes region of France



Equipped with safety damper



Optional outdoor air-kit



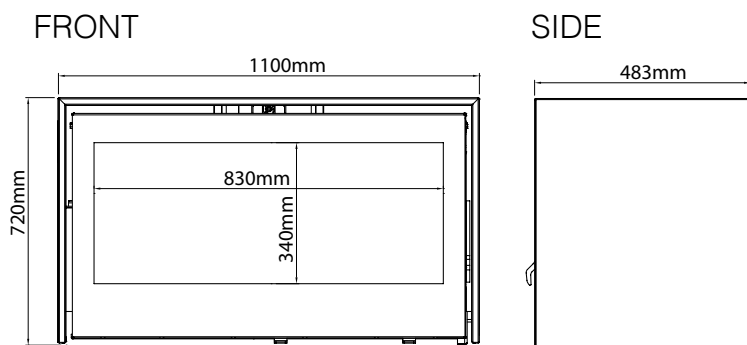
DAFS (Double Air Flow System)



Includes fire grate and ash pan

AXIS i1000IB Series Specifications

Axis I1000IB Single Sided



Material

Solid steel firebox with firebricks includes zero clearance box

Heating Capacity

Up to 100m² - 280m²*

KW Output

14.6kW

Avg Emissions

1.2g/kg

Avg Efficiency

66%

Glass door

Secure swing door opening systems

Flue dimensions

200mm, 250mm, 300mm

Outside air kit

Recommended for well insulated homes

Warranty

10 year firebrick & 5 year firebox warranty**

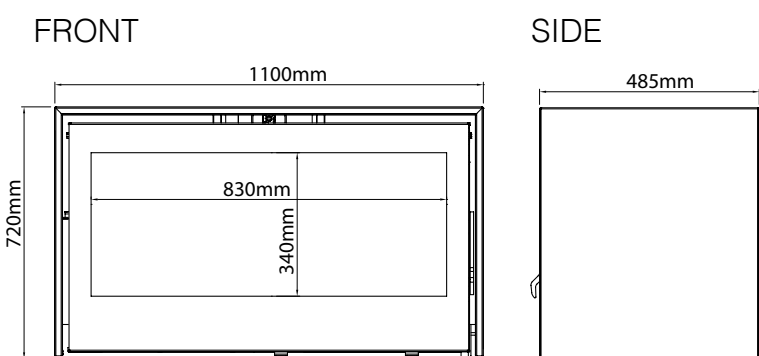
Weight

180kg

Minimum hearth dimensions

Width: 1220mm Depth: 700mm
Thickness: 25mm ***

Axis I1000IB Double Sided



Material

Solid steel firebox with firebricks includes zero clearance box

Heating Capacity

Up to 100m² - 280m²*

KW Output

18.7kW

Avg Emissions

1.0g/kg

Avg Efficiency

62%

Glass Door

Two secure swing door opening system

Flue Dimensions

200mm, 250mm, 300mm

Outside Air Kit

Recommended for well insulated homes

Warranty

10 year firebrick & 5 year firebox warranty**

Weight

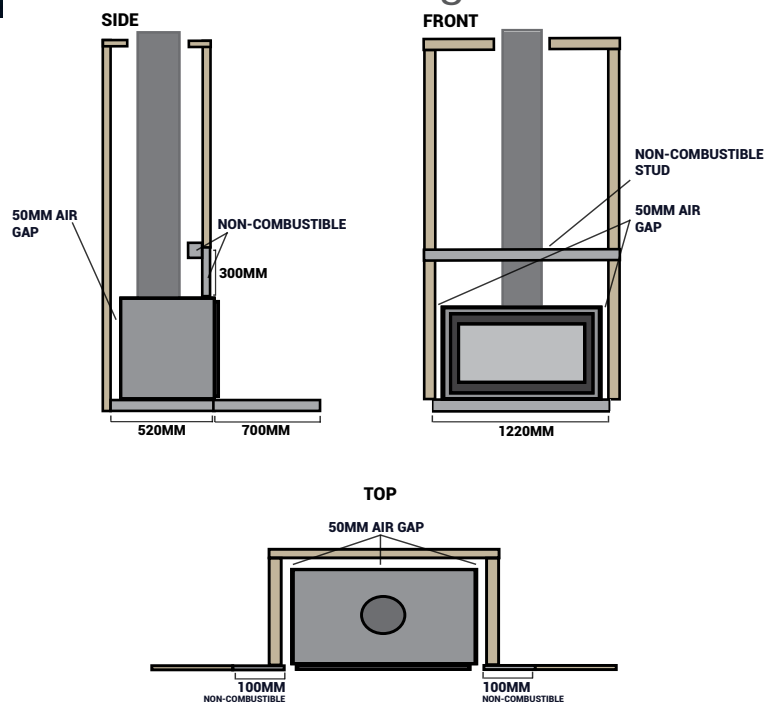
180kg

Minimum Hearth dimensions

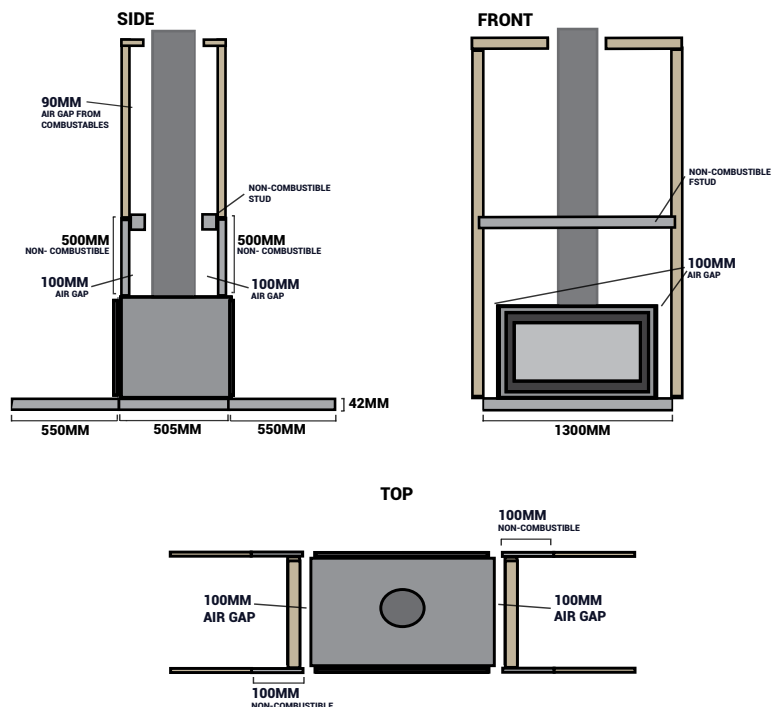
Width: 1300mm Depth: 550mm (either side of firebox - 1605mm total)
Thickness: 42mm ***

Clearance & Hearth

Axis I1000IB Single Sided



Axis I1000IB Double Sided





The artisan engineered Axis H1200 is a French panoramic steel firebox with breathtaking sentiments and an unbelievable heating performance. With it's manually assembled interlocking refractory fire bricks and DAFS (Double Air Flow System) technology, the Axis H1200 inbuilt wood fireplace has been mastered to perfection. The large glass viewing area also gives this French made wood heater a luxurious contemporary feel that is much sought-after.




DAFS
(Double Air Flow
System)



Includes
Fire Grate
& Ash Pan



10 Year
Firebrick
Warranty



Phenomenal
Fire Brick
Heat Retention

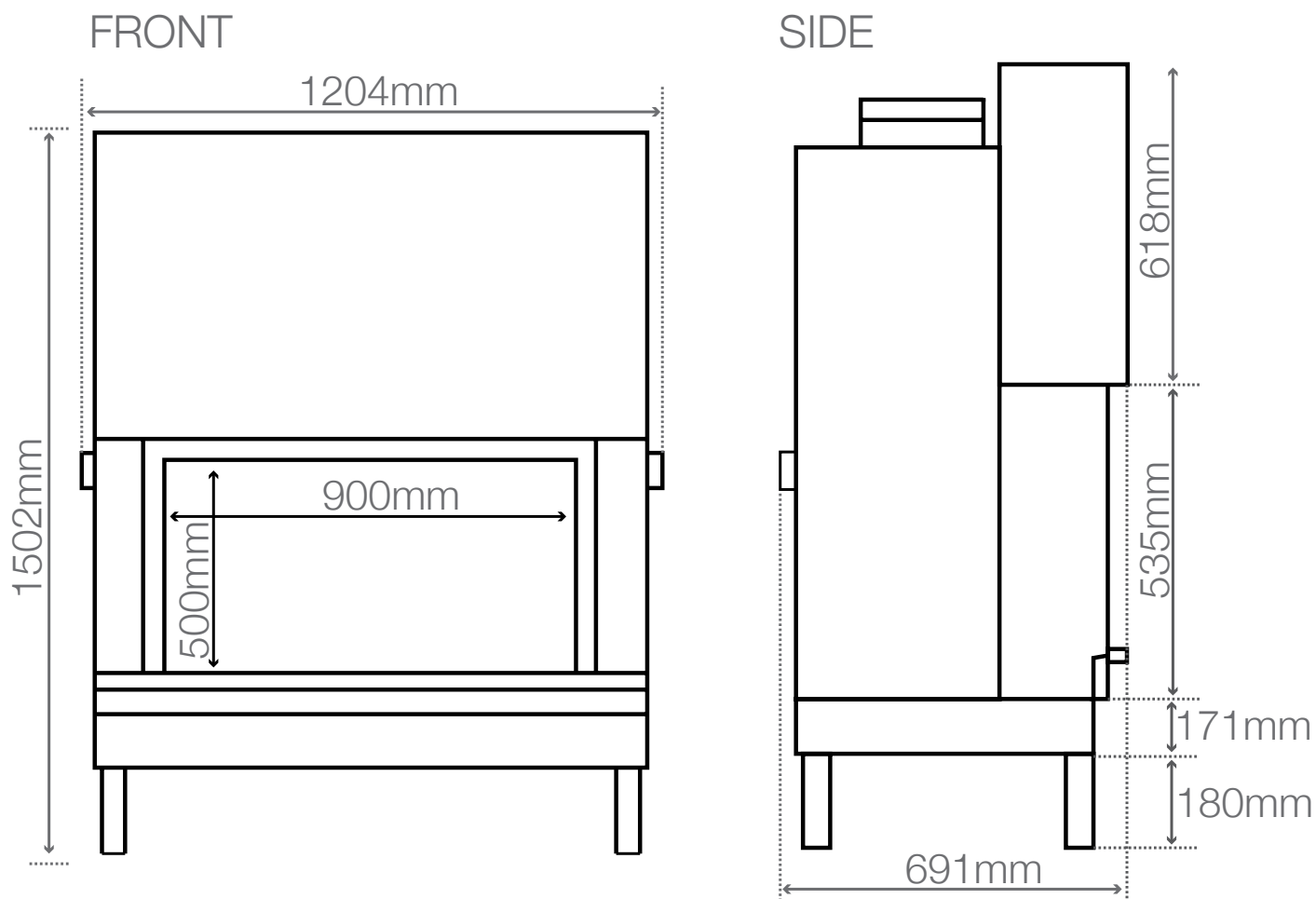


Dual Opening
System



Optional
Outdoor Air Kit

AXIS H1200 Specifications



Technical Information

Material	Solid steel firebox with 60mm thick fire bricks
KW Output	30kw
Heating Capacity	Up to 150m ² -300m ² *
Facade	Clean frame-less design (trim options available)
Glass Door	Secure lift up and swing door
Minimum Flue Height	5.4m
Flue Sizes	250mm, 300mm, 350mm
Includes Hot Air Transfer Kit	Two ducts and two registers
Outdoor Air Kit	Recommended for well insulated homes
Warranty	10 year firebox & fire brick warranty**
Weight	380kg
Legs	Adjustable 180mm-600mm
Hearth Dimensions	Min 500mm in front of any part of the fireplace, 250mm on either side & 75mm thick



The hand-crafted Axis H1400 is a French engineered steel firebox that is sure to add a grand statement in any home. An incredible heating performance ensures your home is kept toasty in the colder months. With it's manually assembled interlocking refractory fire bricks and DAFS (Double Air Flow System) technology, the Axis H1400 inbuilt wood fireplace encompasses engineering excellence. The generous glass viewing area also gives this French made wood heater an opulent quality that is highly prized.




DAFS
(Double Air Flow
System)



Includes
Fire Grate
& Ash Pan



10 Year
Firebrick
Warranty



Phenomenal
Fire Brick
Heat Retention

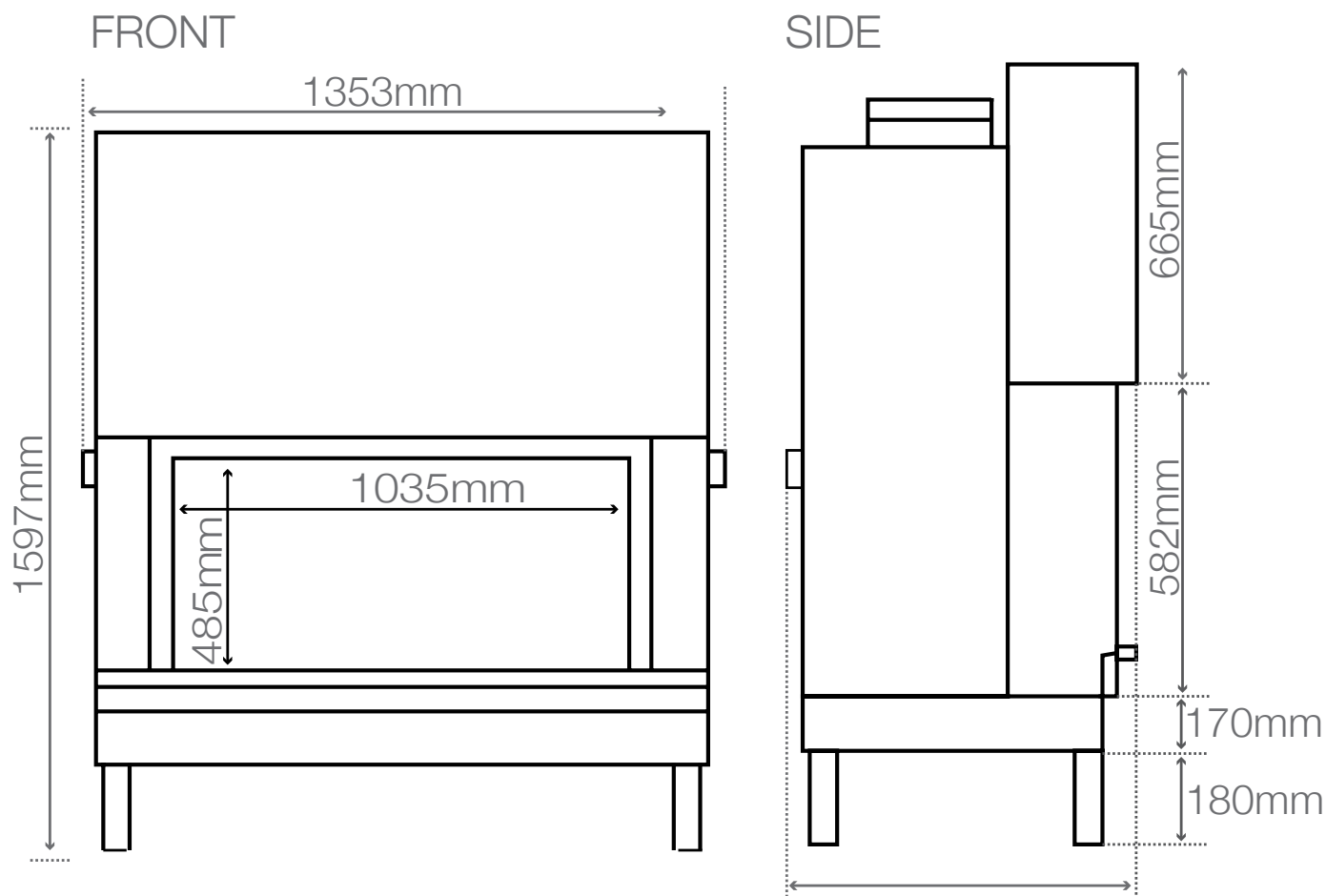


Dual Opening
System



Optional
Outdoor Air Kit

AXIS H1400 Specifications



Technical Information

Material	Solid steel firebox with 60mm thick fire bricks
KW Output	32.5kw
Heating Capacity	Up to 180m ² -320m ² *
Facade	Clean frame-less design (trim options available)
Glass Door	Secure lift up and swing door
Minimum Flue Height	5.4m
Flue Sizes	300mm, 350mm, 400mm
Includes Hot Air Transfer Kit	Two ducts and two registers
Outdoor Air Kit	Recommended for well insulated homes
Warranty	10 year firebox & fire brick warranty**
Weight	400kg
Legs	Adjustable 180mm-600mm
Hearth Dimensions	Min 500mm in front of any part of the fireplace, 250mm on either side & 75mm thick



The handmade excellence of the Axis H1600 wood fireplace is much desired to those who seek the elegance of a panoramic wood heater combined with an unbelievable heating performance. This French made wood heater with manually assembled interlocking fire bricks will retain and radiate heat into the room even when the fire has recently dissipated. With its long glass viewing area, you'll be able to watch a dazzling performance of dancing flames.




DAFS
(Double Air Flow
System)



Includes
Fire Grate
& Ash Pan



10 Year
Firebrick
Warranty



Phenomenal
Fire Brick
Heat Retention

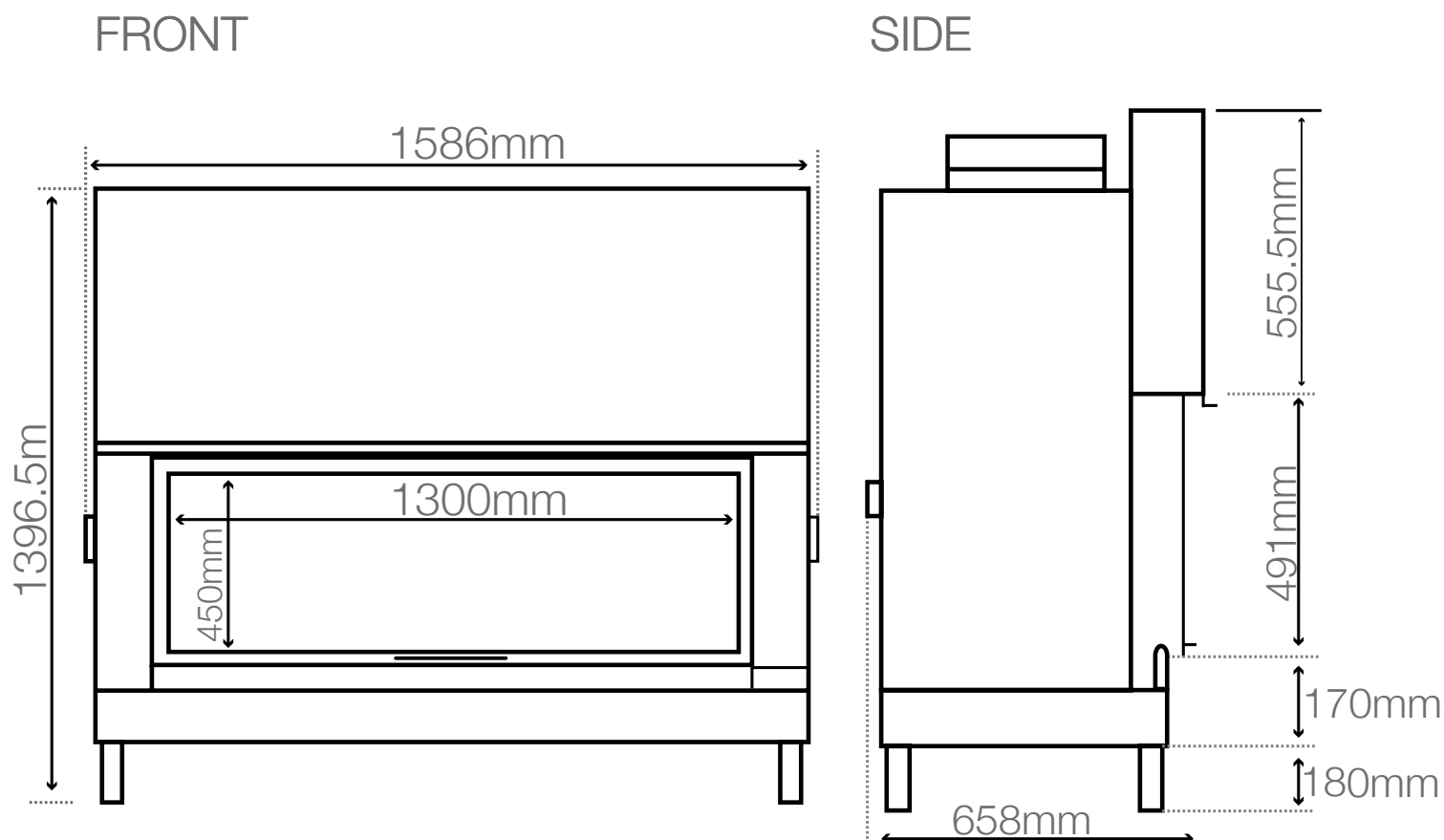


Dual Opening
System



Optional
Outdoor Air Kit

AXIS H1600 Specifications



Technical Information

Material	Solid steel firebox with 60mm thick fire bricks
KW Output	35kw
Heating Capacity	Up to 200m ² -350m ² *
Facade	Clean frame-less design (trim options available)
Glass Door	Secure lift up and swing door
Minimum Flue Height	5.4m
Flue Sizes	300mm, 350mm, 400mm
Includes Hot Air Transfer Kit	Two ducts and two registers
Outdoor Air Kit	Recommended for well insulated homes
Warranty	10 year firebox & fire brick warranty**
Weight	460kg
Legs	180mm-600mm
Hearth Dimensions	min 500mm in front of any part of the fireplace, 250mm on either side & 75mm thick



Australia's Largest Wood Heater

The large panoramic H1600XXL takes the title for being Australia's largest inbuilt wood fireplace, with an unbelievable 1.7m glass viewing area. With flexibility to be used as an open fireplace or slow combustion wood heater, this designer statement is sure to be a focal point in any grand space. Featuring an exceptional, hand-made French panoramic steel firebox with manually assembled interlocking heavy duty fire bricks that retain the heat well after the fire has dissipated.




DAFS
(Double Air Flow
System)



Includes
Fire Grate
& Ash Pan



10 Year
Firebrick
Warranty



Phenomenal
Fire Brick
Heat Retention

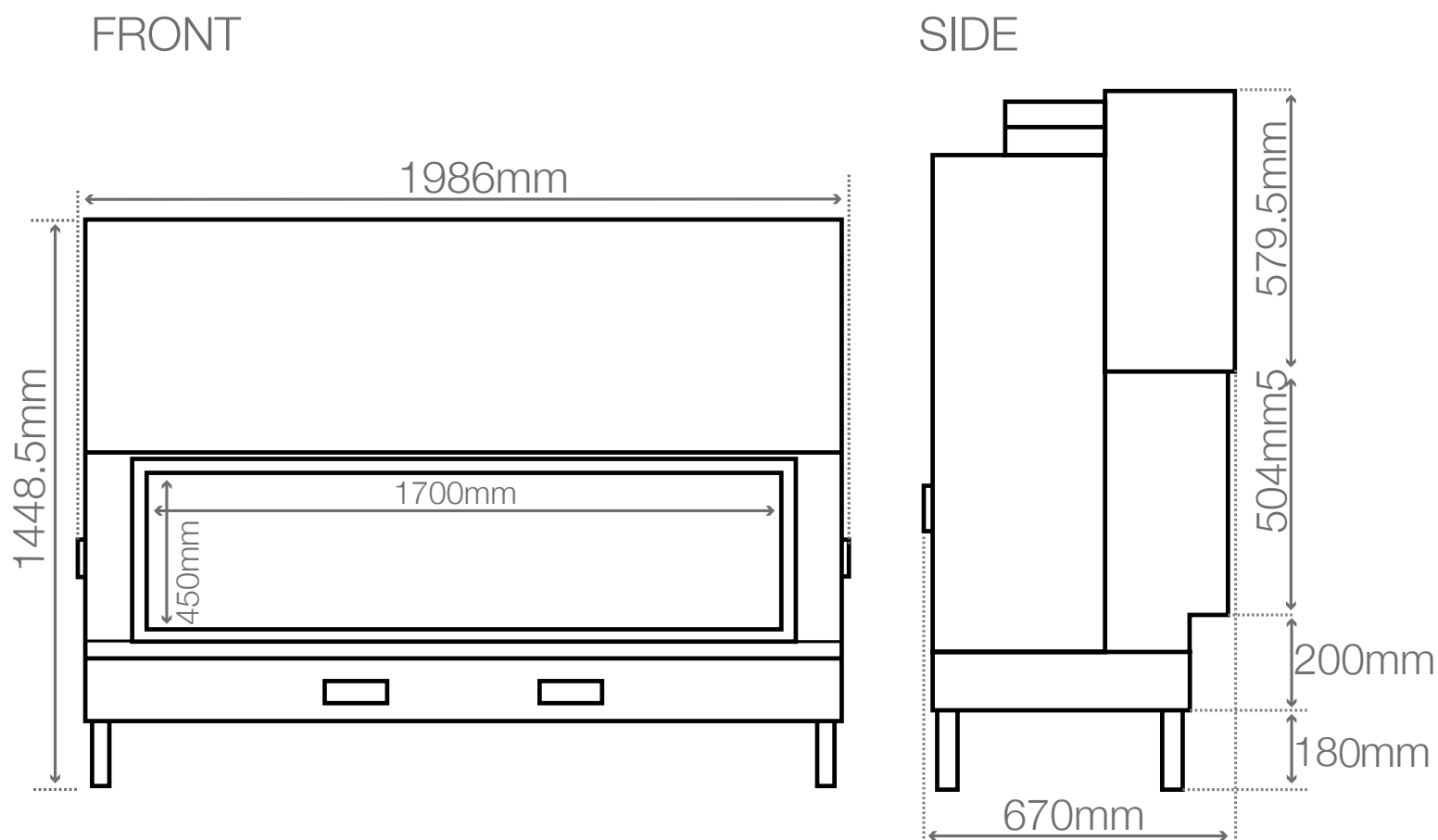


Dual Opening
System



Optional
Outdoor Air Kit

AXIS H1600XXL Specifications



Technical Information

Material	Solid steel firebox with 60mm thick fire bricks
KW Output	40kw+
Heating Capacity	Up to 250m ² -400m ² *
Facade	Clean frame-less design (trim options available)
Glass Door	Secure lift up and swing door
Minimum Flue Height	5.4m
Flue Sizes	300mm, 350mm, 400mm
Includes Hot Air Transfer Kit	Two ducts and two registers
Outdoor Air Kit	Recommended for well insulated homes
Warranty	10 year firebox & fire brick warranty**
Weight	530kg
Legs	Adjustable 180mm-600mm
Hearth Dimensions	Min 500mm in front of any part of the fireplace, 250mm on either side & 75mm thick



The artisan engineered Axis H1200DS double sided inbuilt wood fireplace is the perfect divider between two living spaces. View a spirited display of ambient flames that dance continuously from this double sided masterpiece all winter long. A personal gallery awaits from any point in the room with the Axis H1200DS double sided inbuilt wood fireplace. The large glass viewing area also gives this French hand made wood heater a luxurious contemporary feel that is much sought-after.




DAFS
(Double Air Flow
System)



Includes
Fire Grate
& Ash Pan



10
Year
Firebrick
Warranty



Phenomenal
Fire Brick
Heat Retention

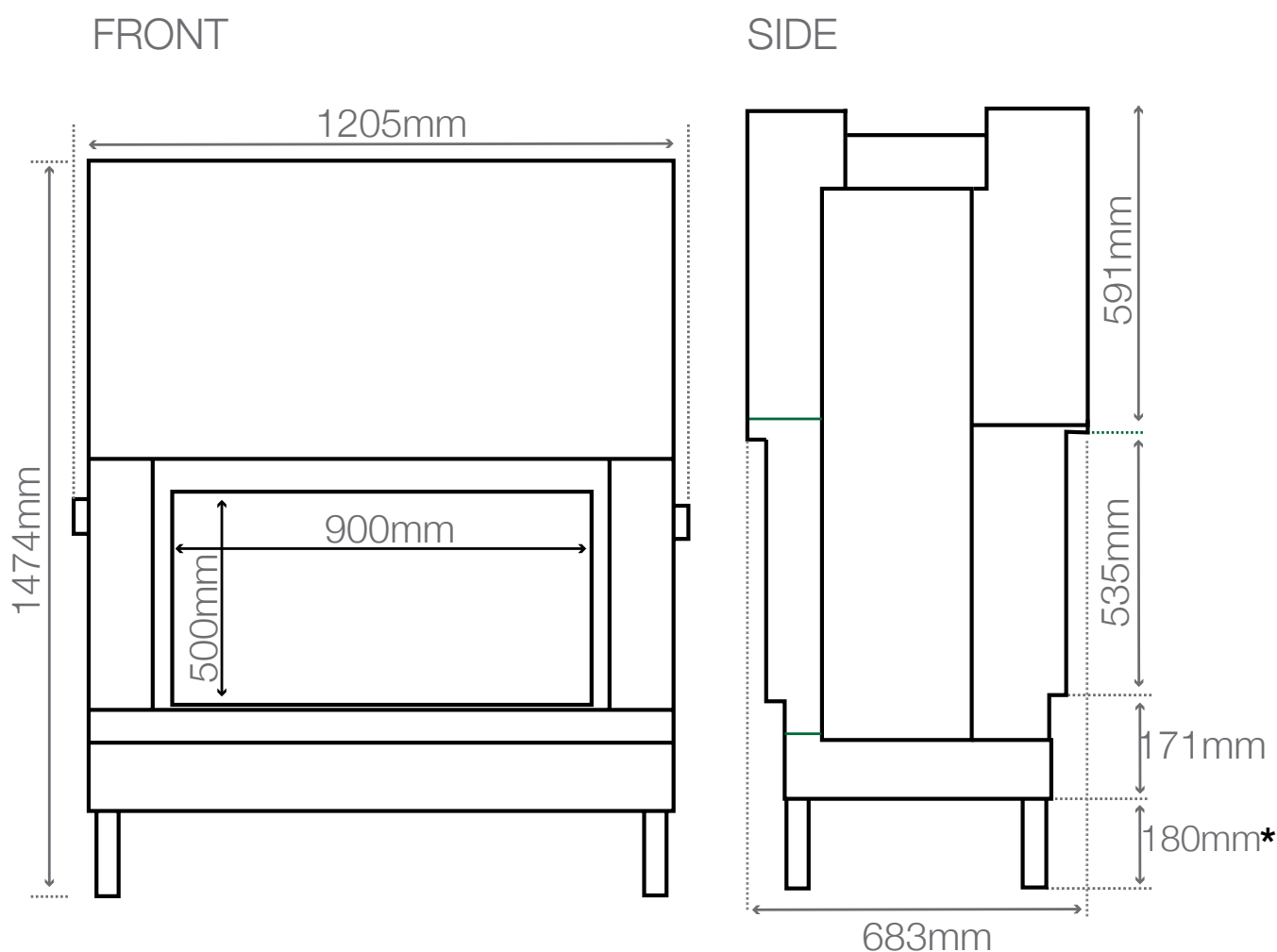


Dual Opening
System



Optional
Outdoor Air Kit

AXIS H1200DS Specifications



Technical Information

Material	Solid steel firebox with 60mm thick fire bricks
KW Output	20kw
Heating Capacity	Up to 200m ² *
Facade	Clean frame-less design (trim options available)
Glass Door	Secure lift up and swing door
Minimum Flue Height	5.4m
Flue Sizes	250mm, 300mm, 350mm
Includes Hot Air Transfer Kit	Two ducts and two registers
Outdoor Air Kit	Recommended for well insulated homes
Warranty	10 year firebox & fire brick warranty**
Weight	380kg
Legs	Adjustable 180mm-600mm
Hearth Dimensions	Min 500mm in front of any part of the fireplace, 250mm on either side & 75mm thick



Let the Axis H1600DS double sided wood heater make an elegant statement in any open plan space. This slow combustion wood heater discreetly emphasises the art of perfect design and mastered engineering. With its long glass viewing area, you'll be able to watch the dancing flames all winter long. A panoramic wood heater combined with an excellent performance and double sided viewing area.




DAFS
(Double Air Flow
System)



Includes
Fire Grate
& Ash Pan



10 Year
Firebrick
Warranty



Phenomenal
Fire Brick
Heat Retention



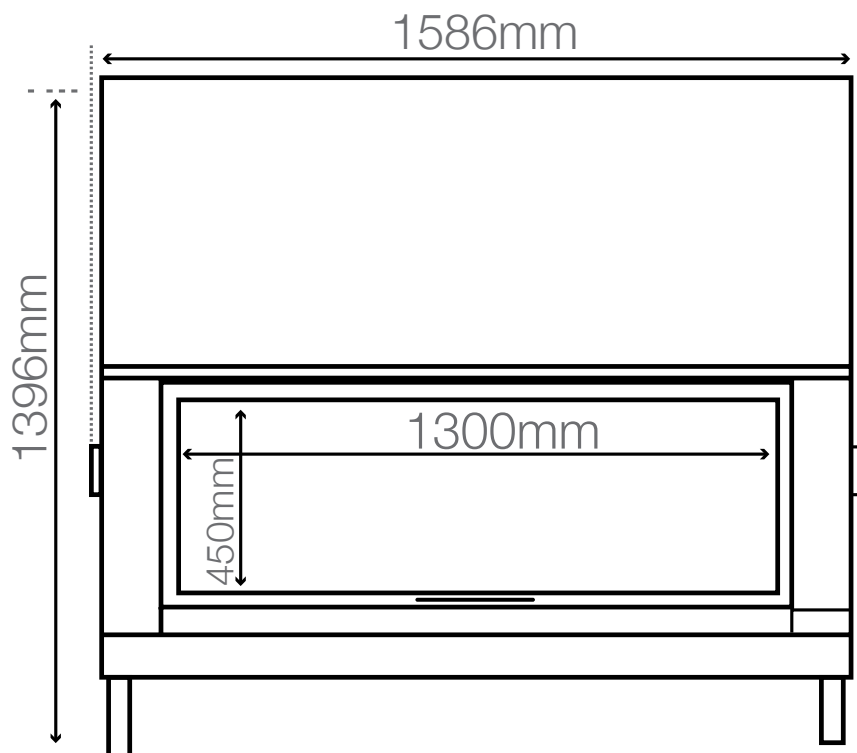
Dual Opening
System



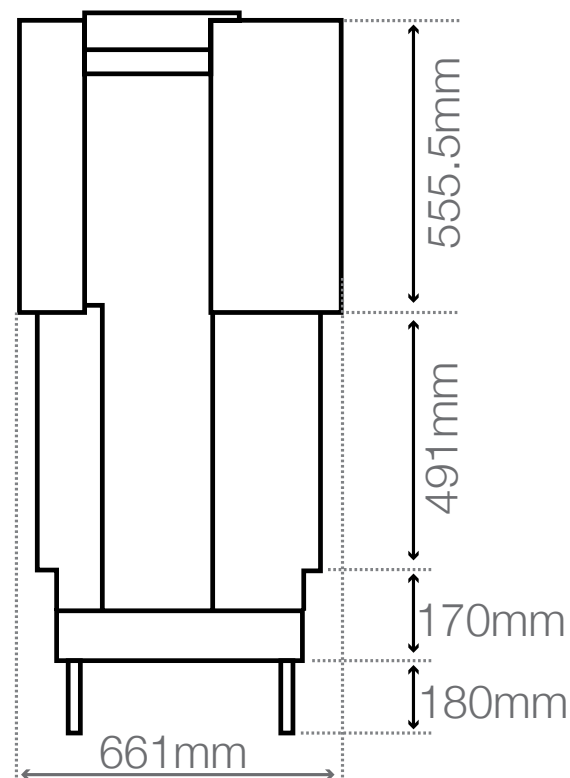
Optional
Outdoor Air Kit

AXIS H1600DS Specifications

FRONT



SIDE



Technical Information

Material	Solid steel firebox with 60mm thick fire bricks
KW Output	25kw
Heating Capacity	Up to 250m ² *
Facade	Clean frame-less design (trim options available)
Glass Door	Secure lift up and swing door
Minimum Flue Height	5.4m
Flue Sizes	300mm, 350mm, 400mm
Includes Hot Air Transfer Kit	Two ducts and two registers
Outdoor Air Kit	Recommended for well insulated homes
Warranty	10 year firebox & fire brick warranty**
Weight	460kg
Legs	Adjustable 180mm-600mm
Hearth Dimensions	Min 500mm in front of any part of the fireplace, 250mm on either side & 75mm thick



Australia's Largest Double Sided Wood Heater

Being the largest double sided fireplace available in Australia, the Axis H1600XXL DS, has an unbelievable see-through 1.7m glass viewing area. With flexibility to be used as an open fireplace or slow combustion wood heater, this is true opulence with a contemporary edge all in a timeless design. The Axis H1600XXL DS features




DAFS
(Double Air Flow
System)



Includes
Fire Grate
& Ash Pan



10 Year
Firebrick
Warranty



Phenomenal
Fire Brick
Heat Retention

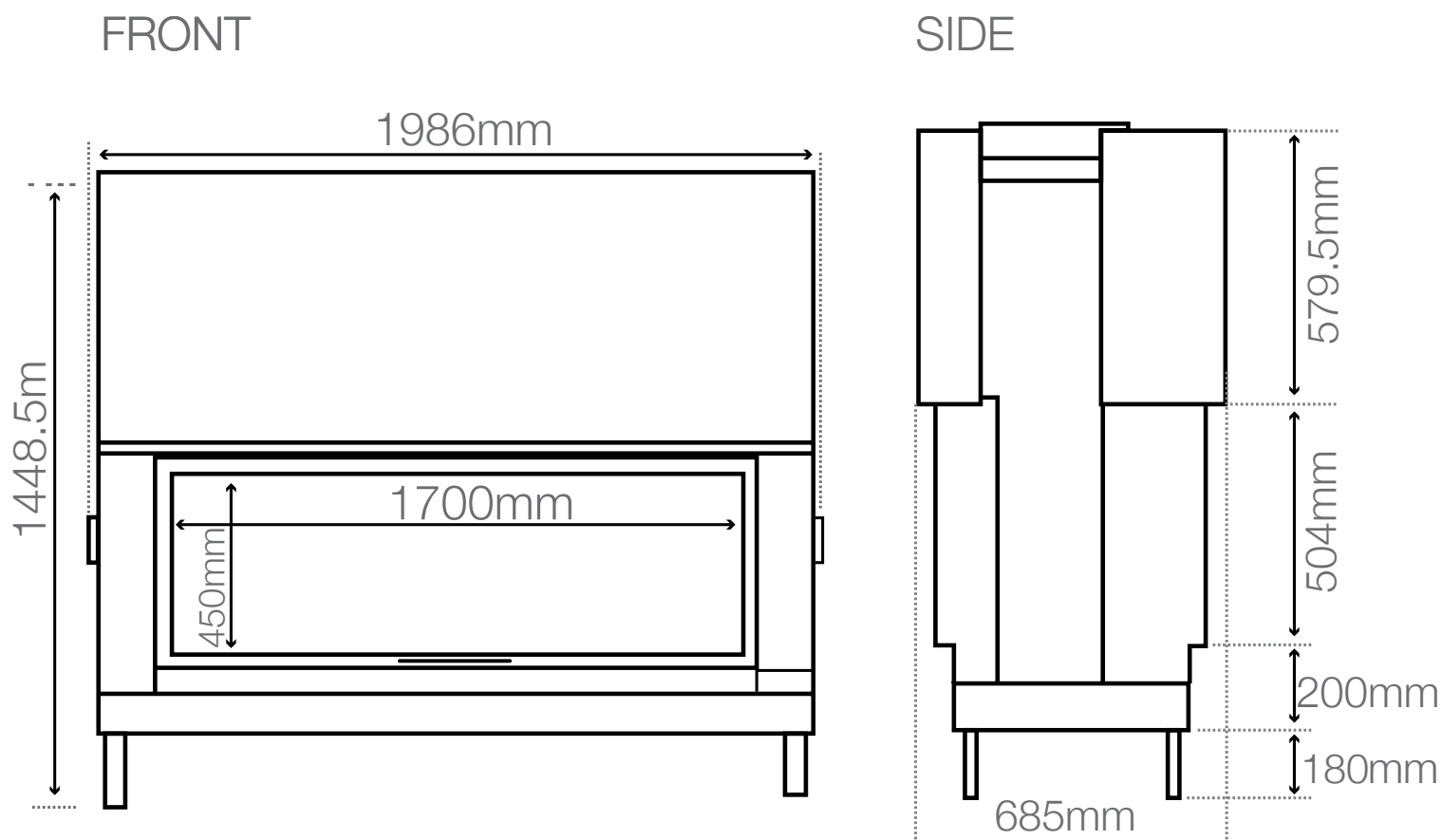


Dual Opening
System



Optional
Outdoor Air Kit

AXIS H1600XXL DS Specifications



Technical Information

Material	Solid steel firebox with 60mm thick fire bricks
KW Output	30kw
Heating Capacity	Up to 300m ² *
Facade	Clean frame-less design (trim options available)
Glass Door	Secure lift up and swing door
Minimum Flue Height	5.4m
Flue Sizes	300mm, 350mm, 400mm
Includes Hot Air Transfer Kit	Two ducts and two registers
Outdoor Air Kit	Recommended for well insulated homes
Warranty	10 year firebox & fire brick warranty**
Weight	530kg
Legs	Adjustable 180mm-600mm
Hearth Dimensions	Min 500mm in front of any part of the fireplace, 250mm on either side & 75mm thick



Spectacular from any angle the Axis H1200 3V three sided wood fireplace will create an unsurpassed ambience with its unique characteristics of being either an open fireplace or slow combustion heater with its unconventional glass viewing area. It's high quality three sided panoramic steel firebox and elegant glass door makes the aesthetics of the luxurious Axis H1200 3V three sided wood fireplace a




DAFS
(Double Air Flow
System)



Includes
Fire Grate
& Ash Pan



10 Year
Firebrick
Warranty



Phenomenal
Fire Brick
Heat Retention

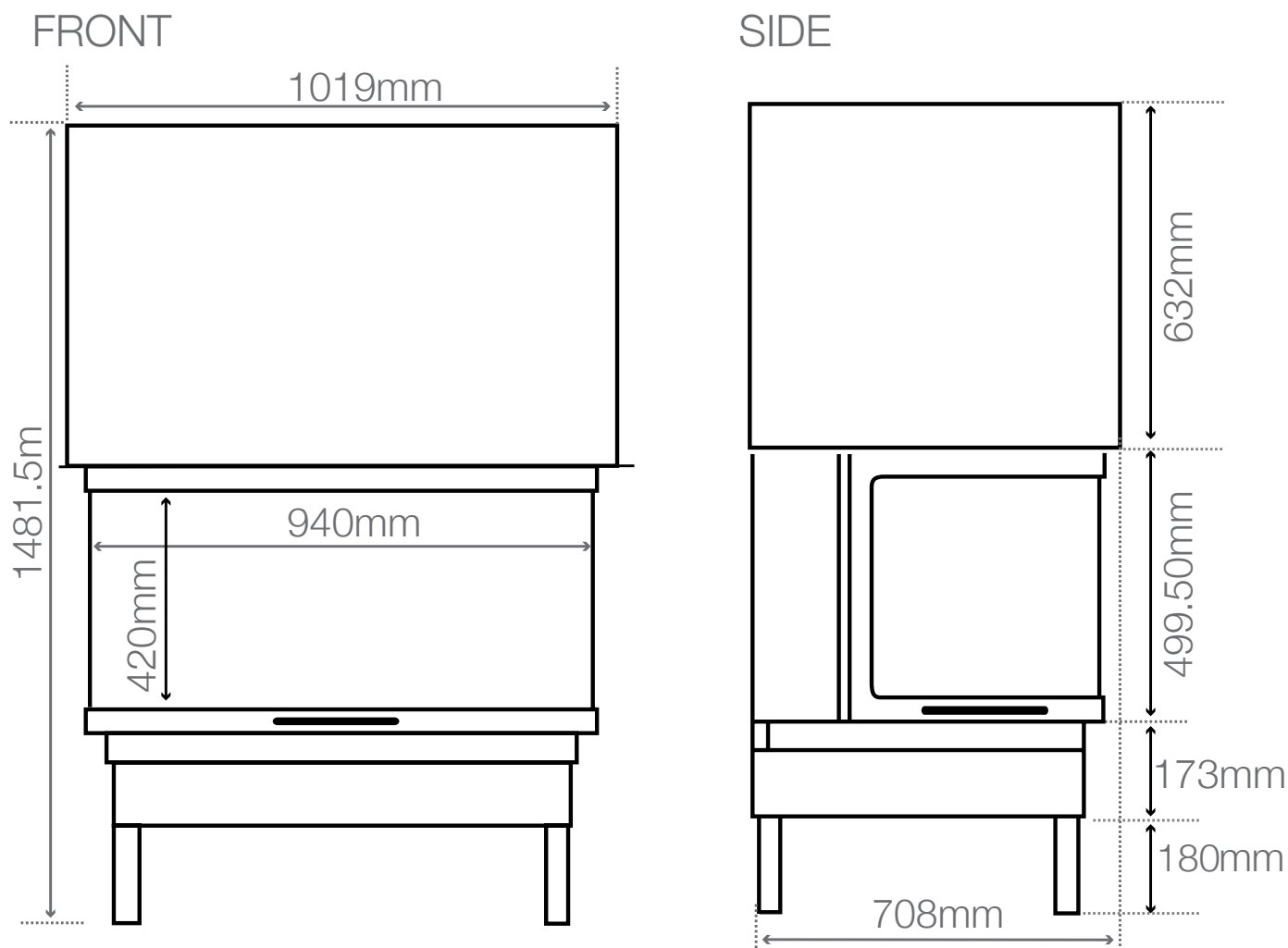


Dual Opening
System



Optional
Outdoor Air Kit

AXIS H1200 3V Specifications



Technical Information

Material	Solid steel firebox with 60mm thick fire bricks
KW Output	20kw
Heating Capacity	Up to 200m ² *
Facade	Clean frame-less design (trim options available)
Glass Door	Secure lift up and swing door
Minimum Flue Height	5.4m
Flue Sizes	250mm, 300mm, 350mm
Includes Hot Air Transfer Kit	Two ducts and two registers
Outdoor Air Kit	Recommended for well insulated homes
Warranty	10 year firebox & fire brick warranty**
Weight	380kg
Legs	Adjustable 180mm-600mm
Hearth Dimensions	Min 500mm in front of any part of the fireplace, 250mm on either side & 75mm thick



The Axis H1200 VLD showcases a right hand side corner glass viewing area option. Displaying a geometric versatility and artisan engineered construction that will exude mesmerizing comfort and unsurpassed design excellence from any angle. With it's playful design the Axis H1200VLD will bring a polished urban design to any space. The large glass viewing area also offers a highly sought-after luxurious contemporary feel.




DAFS
(Double Air Flow
System)



Includes
Fire Grate
& Ash Pan



10 Year
Firebrick
Warranty



Phenomenal
Fire Brick
Heat Retention

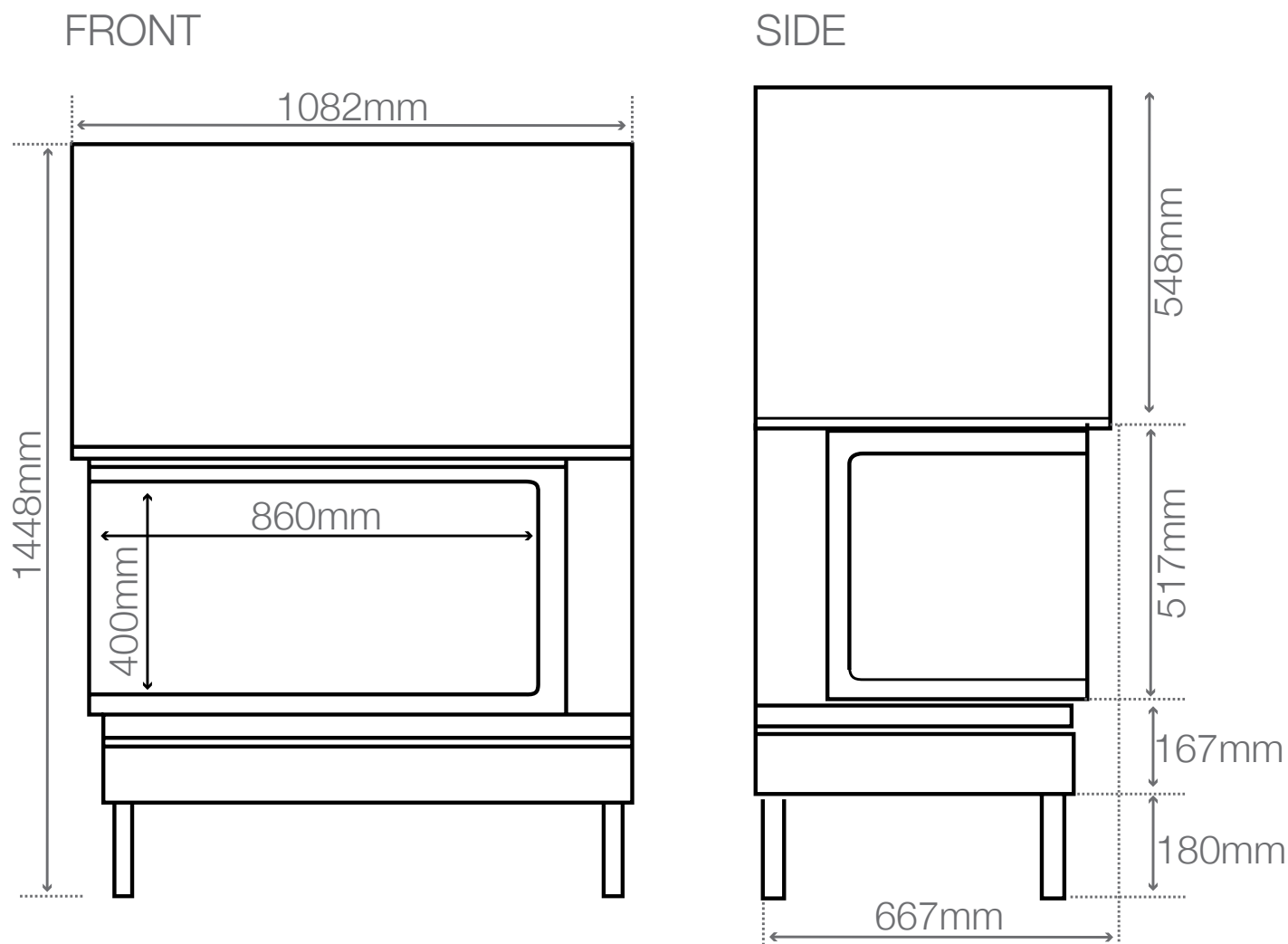


Dual Opening
System



Optional
Outdoor Air Kit

AXIS H1200 VLD Specifications



Technical Information

Material	Solid steel firebox with 60mm thick fire bricks
KW Output	20kw
Heating Capacity	Up to 200m ² *
Facade	Clean frame-less design (trim options available)
Glass Door	Secure lift up and swing door
Minimum Flue Height	5.4m
Flue Sizes	250mm, 300mm, 350mm
Includes Hot Air Transfer Kit	Two ducts and two registers
Outdoor Air Kit	Recommended for well insulated homes
Warranty	10 year firebox & fire brick warranty**
Weight	380kg
Legs	Adjustable 180mm-600mm
Hearth Dimensions	Min 500mm in front of any part of the fireplace, 250mm on either side & 75mm thick



The Axis H1200 VLG two sided wood fireplace, with left hand side glass viewing area, is a display of geometric versatility and artisan engineered construction and will exude mesmerizing comfort and unsurpassed design excellence from any angle. With it's playful design the Axis H1200VLG will bring a polished urban design to any space. The large glass viewing area also offers a highly sought-after luxurious contemporary feel.




DAFS
(Double Air Flow
System)



Includes
Fire Grate
& Ash Pan



10 Year
Firebrick
Warranty



Phenomenal
Fire Brick
Heat Retention

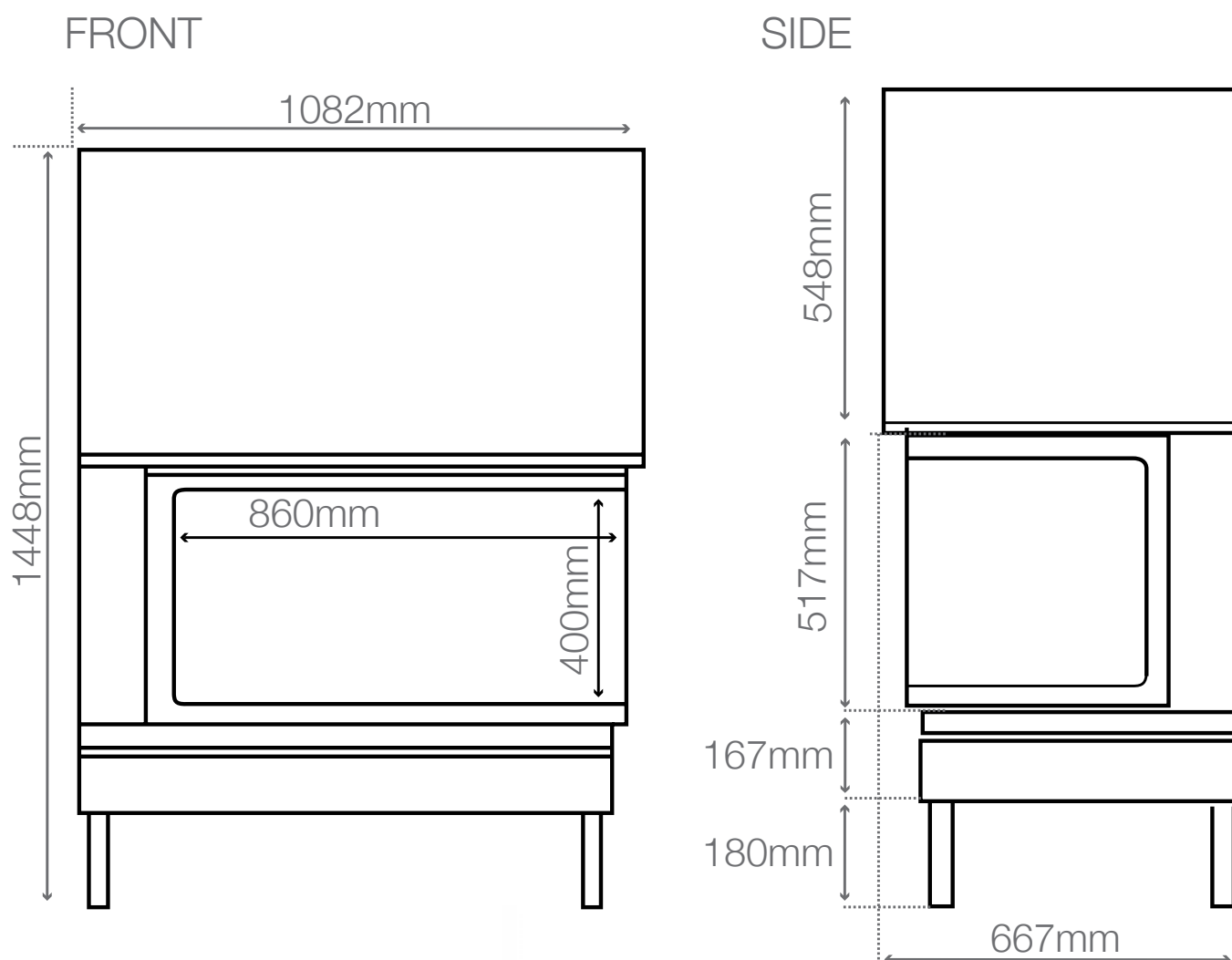


Dual Opening
System



Optional
Outdoor Air Kit

AXIS H1200 VLG Specifications



Technical Information

Material	Solid steel firebox with 60mm thick fire bricks
KW Output	20kw
Heating Capacity	Up to 200m ² *
Facade	Clean frame-less design (trim options available)
Glass Door	Secure lift up and swing door
Minimum Flue Height	5.4m
Flue Sizes	250mm, 300mm, 350mm
Includes Hot Air Transfer Kit	Two ducts and two registers
Outdoor Air Kit	Recommended for well insulated homes
Warranty	10 year firebox & fire brick warranty**
Weight	380kg
Legs	Adjustable 180mm-600mm
Hearth Dimensions	Min 500mm in front of any part of the fireplace, 250mm on either side & 75mm thick



Making a distinct impression, the Axis EPI950 is a smart beauty that will appeal to any interior living space. Humbly sophisticated, the high quality three sided glass viewing area achieves to not only heat a home but also create an astute impression upon entry. All of this combined with the high end, luxury designer style and the latest efficiencies from Europe, expertly offered by the Axis range.




DAFS
(Double Air Flow
System)



Includes
Fire Grate
& Ash Pan



10 Year
Firebrick
Warranty



Phenomenal
Fire Brick
Heat Retention

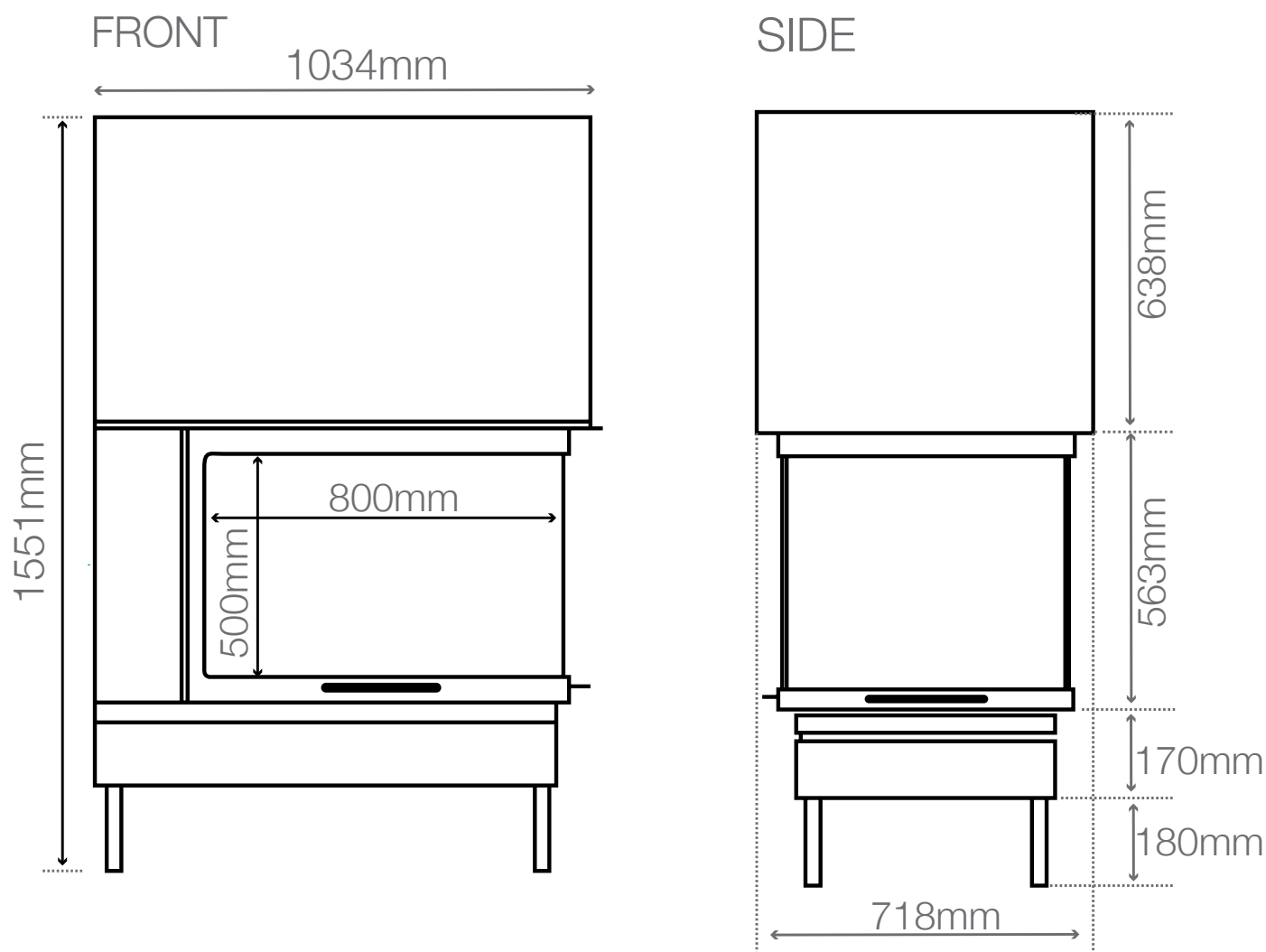


Dual Opening
System



Optional
Outdoor Air Kit

AXIS EPI950 Specifications



Technical Information

Material	Solid steel firebox with 60mm thick fire bricks
KW Output	20kw
Heating Capacity	Up to 50m ² -200m ² *
Facade	Clean frame-less design (trim options available)
Glass Door	Secure lift up and swing door
Minimum Flue Height	5.4m
Flue Sizes	280mm, 330mm, 380mm
Includes Hot Air Transfer Kit	Two ducts and two registers
Outdoor Air Kit	Recommended for well insulated homes
Warranty	10 year firebox & fire brick warranty**
Weight	330kg
Legs	Adjustable 180mm-600mm
Hearth Dimensions	Min 500mm in front of any part of the fireplace, 250mm on either side & 75mm thick

Advantages of Bordelet



Handcrafted in Southern France

Created in limited quantities with high quality steel, the JC Bordelet range is handcrafted in Southern France. Manufactured using advanced technology, the Bordelet range provides luxury warmth to homes around the world.



Dramatically Suspended

Suspended from the ceiling to enhance the ambiance and warmth of any living space. All JC Bordelet fireplaces are dramatically suspended from the ceiling and aim to enhance the ambiance and warmth of any living space.



Award Winning Design

Award winning fireplace designer Jean-Claude Bordelet has established himself as a non-conformist player in the world of fireplace design and manufacturing. JC Bordelet has frequently represented France in prestigious national and international trade shows and has been rewarded by numerous distinctions such as the Janus of Design.



Artisan Engineered

Handmade in Montpellier, France, JC Bordelet suspended wood fireplaces are made from hand shaped and spun steel, making this artisan engineered fireplace highly sort after amongst designers and architects alike.



Custom Statement

With original designs, audacious colours and fluidity of shapes, the Bordelet range is available in a variety of custom finishes, providing an unforgettable grand statement in any residential or commercial application.




The Bordelet Difference

When you choose JC Bordelet, you choose one of the leaders in metallic fireplaces for the quality production and the hand-made finishing. The JC Bordelet range is designed to captivate and excite any audience, with its playful 360° viewing area and high quality finishing.

JC BORDELET

c r é a t e u r d ' h a r m o n i e







Starting from an idea, a stroke of a pen, the design of the Bordelet Linea 914 was born. The slender and smooth body of the Bordelet Linea 914 fireplace will make a grand statement in any living space. This centre piece has been hand shaped and spun in the South of France, meeting the needs of those seeking to make a fresh, contemporary impression. The 360° view combined with it's tapered shape creates a truly magnificent sight and an eye catching addition to any room. Stepping away from traditional and minimalist styles, the Bordelet Linea 914 has been designed to be easily distinguished from anything that's been designed before.



Suspended
Fireplace



360° Viewing
Area



Award Winning
Designer

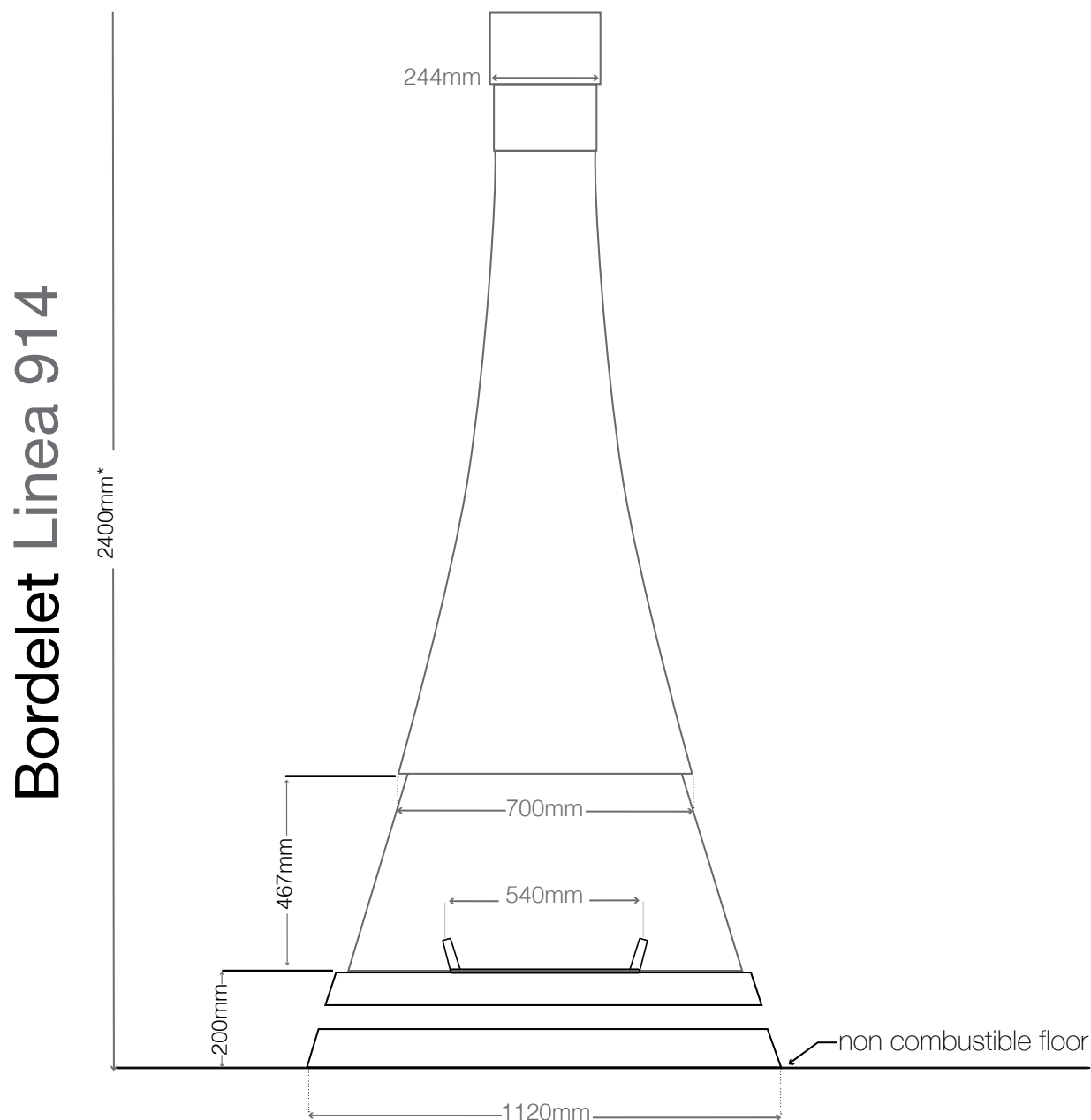


Artisan
Engineered



Handmade In
The South Of
France

BORDELET LINEA Specifications



Technical Information

Material
Includes
Hearth Dimensions
Clearance To Combustibles
Weight
Standard Colours


4mm thick steel, hand shaped and spun with optional firescreen
Fire grate
Minimum 1300mm diameter x 40mm thick
600mm
130kg
Anthracite grey or intense matte black
*Additional colours available upon request



From wherever your French handmade Bordelet Tatiana 997 suspended fireplace is residing, it will cause a stir of desire that others will crave with its 180° viewing area and 360° pivot rotation option. Handmade in South of France, the Bordelet Tatiana 997 suspended wood fire is made from hand shaped and spun steel, making this artisan engineered fireplace highly sort after amongst designers and architects alike. Any suspended wood fireplace will create drama and ambiance, but the Bordelet Tatiana 997 has an ambitious je ne sais quoi (quality that cannot be described) that you too can attain.



Suspended
Fireplace



360° Viewing
Area



Award Winning
Designer

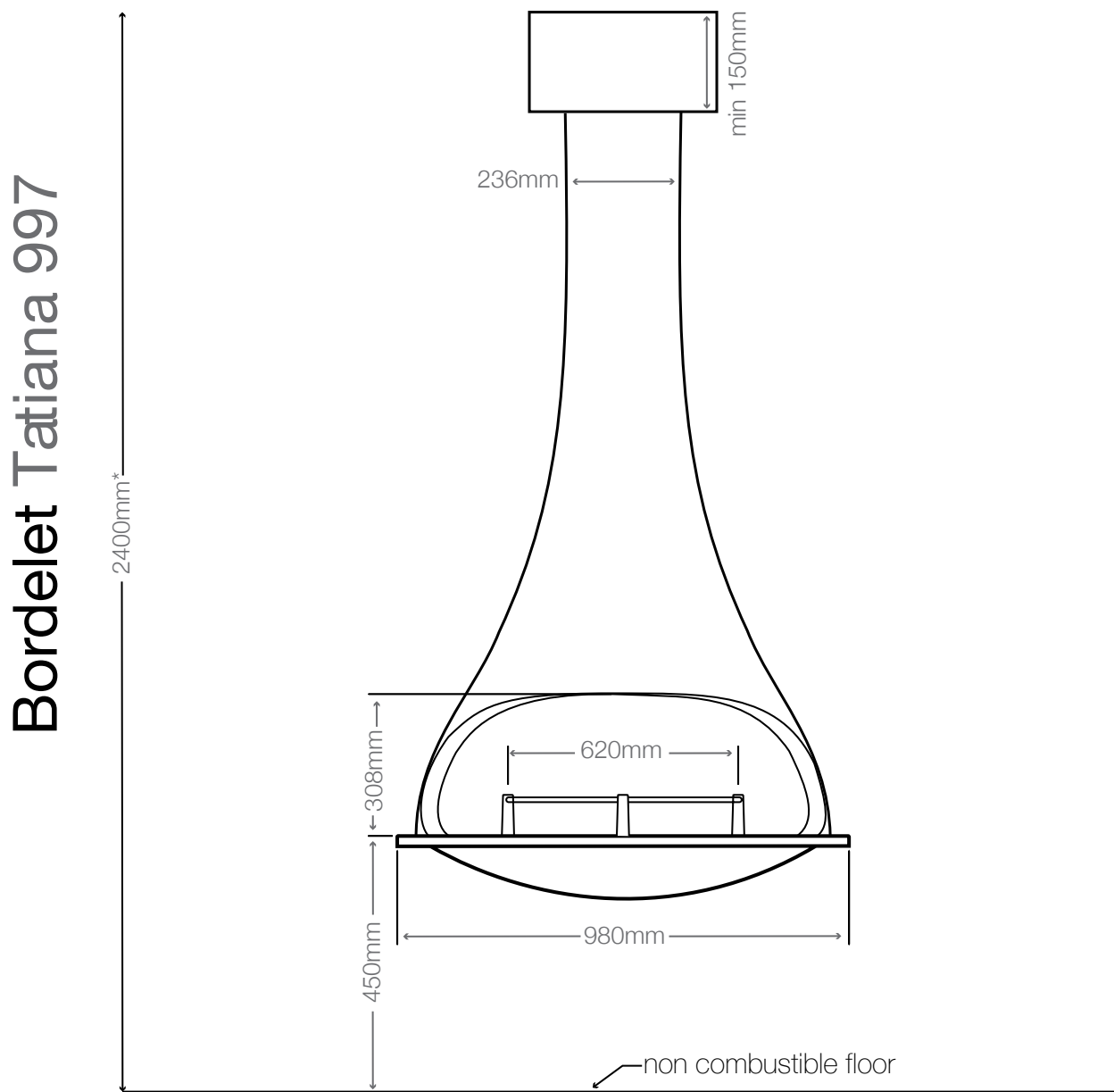


Artisan
Engineered



Handmade In
The South Of
France

BORDELET TATIANA Specifications



Technical Information

Material
Includes
Hearth Dimensions
Clearance To Combustibles
Weight
Standard Colours


4mm thick steel, hand shaped and spun with optional firescreen
Fire grate
Minimum 1770mm diameter x 40mm thick
750mm²
120kg
Anthracite grey or intense matte black
*Additional colours available upon request



Handmade in the South of France, the Bordelet Lea 998 fireplace is a central hanging open wood fire with safety glass and a playful 360° viewing area of the flames. Having the Bordelet Lea 998 suspended from your ceiling will warm and delight any atmosphere. Without doubt the aesthetic satisfaction that this meticulously hand sculpted fireplace brings will enhance the ambiance of any interior space with its 360° glass viewing area. The most compact in the range, the Bordelet Lea 998 wood heater aims to excite those who seek fireplace excellence of a suspended central fire in a more petite space.



Suspended
Fireplace



360° Viewing
Area



Award Winning
Designer



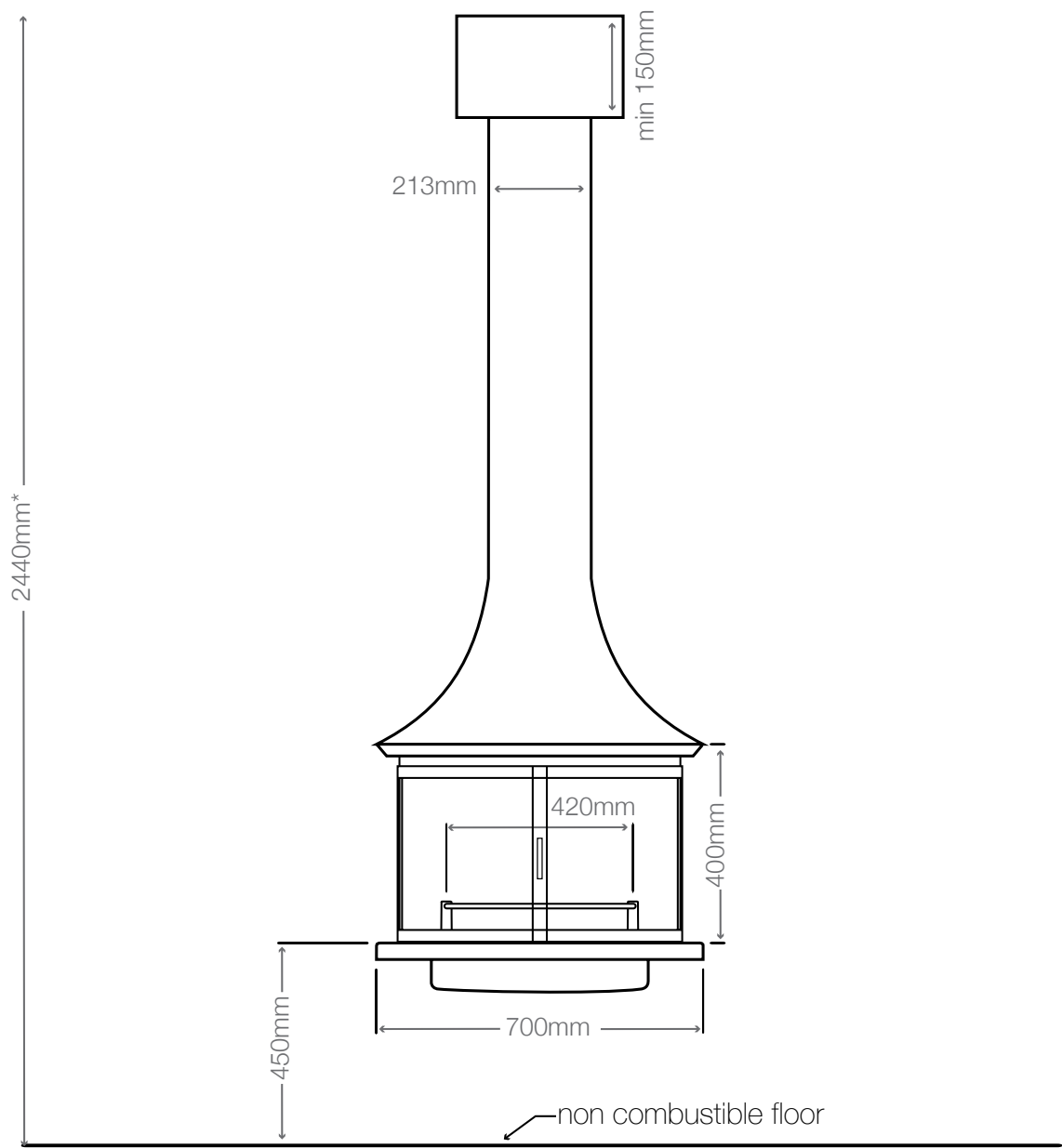
Artisan
Engineered



Handmade In
The South Of
France

BORDELET LEA Specifications

Bordelet Lea 998



Technical Information

Material
Includes
Hearth Dimensions
Clearance To Combustibles
Weight
Standard Colours

4mm thick steel, hand shaped and spun with optional firescreen
Fire grate
Minimum 1330mm diameter x 40mm thick
500mm²
130kg
Anthracite grey or intense matte black
*Additional colours available upon request



With a spirit that is playful yet polished, the handmade Bordelet Zelia 908 open suspended fireplace with safety glass, is guaranteed to add just the right amount of dramatic ambiance in any contemporary space as it is suspended from the ceiling. Made in the South of France, the Bordelet Zelia 908 is hand shaped and spun, giving excellence to those who acquire an artisan engineered fireplace with a quality finish. With an array of custom finishes to choose from, there are endless possibilities to create an unique statement in the heart of your home. Introducing a new generation of wood fireplaces, this suspended design will fill your home with enjoyment from all angles with its 360° viewing area and elegant tear drop shape.



Suspended
Fireplace



360° Viewing
Area



Award Winning
Designer



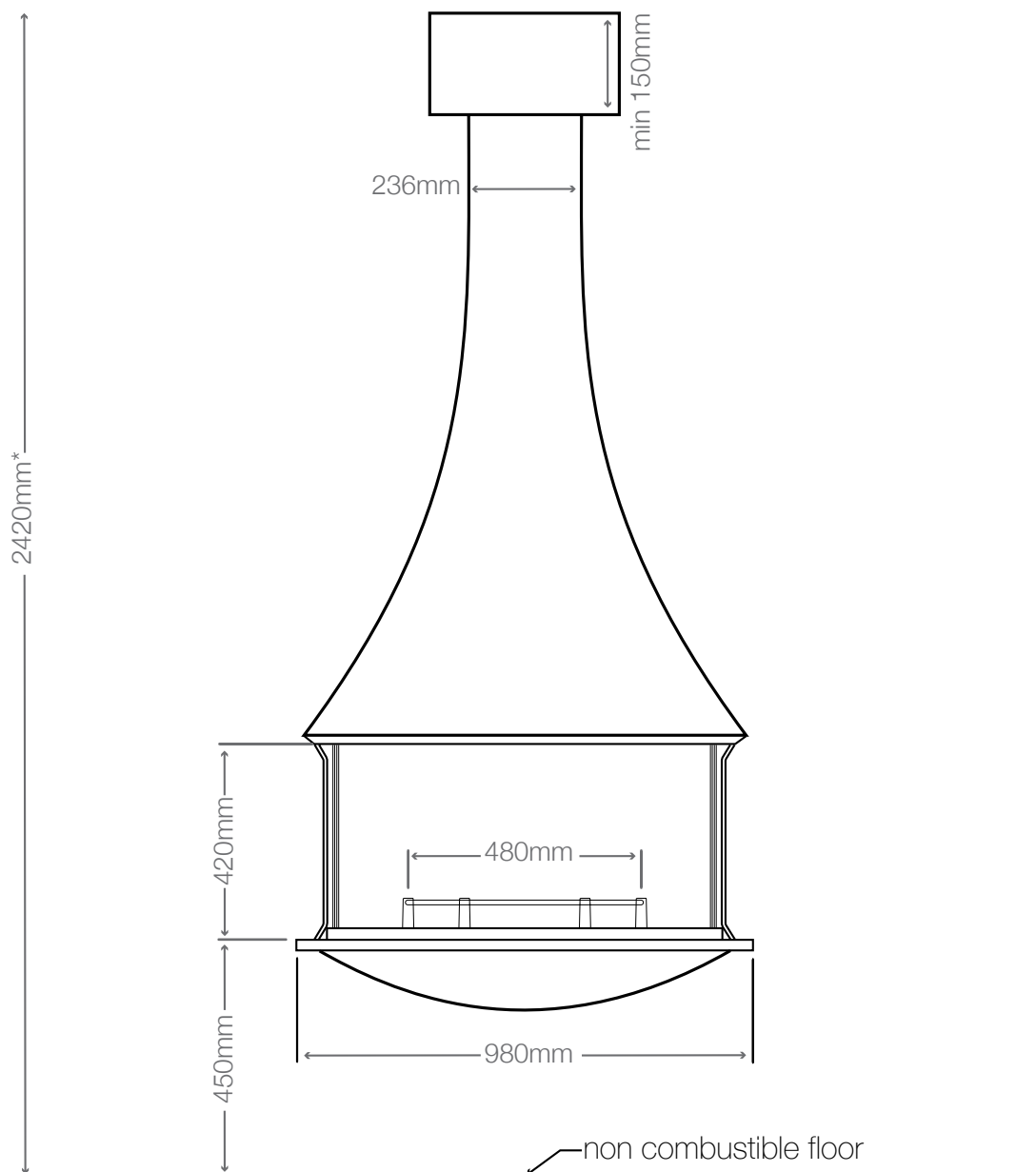
Artisan
Engineered



Handmade In
The South Of
France

BORDELET ZELIA Specifications

Bordelet Zelia 908



Technical Information


Material	4mm thick steel, hand shaped and spun with optional firescreen
Includes	Fire grate
Hearth Dimensions	Minimum 1770mm diameter x 40mm thick
Clearance To Combustibles	750mm
Weight	150kg
Standard Colours	Anthracite grey or intense matte black *Additional colours available upon request
Optional Base	Yellow or black bricks or metal side edging



When award winning design is combined with the mastering of innovative hand crafted techniques, it results in the introduction of the Bordelet Eva 992 to the range. The suspended hood and open fireplace with safety glass comes through years of artisan engineering and a dedicated pursuit for fireplace excellence. The largest in the range, the stunning Bordelet Eva 992 is designed to captivate and excite any audience, with its playful 360° viewing area and high quality finishing. The sheer size of the Bordelet Eva 992 is a grand statement piece in itself, however the opportunity to customise the finish will also make an unique statement piece in any living space or commercial application.



Suspended
Fireplace



360° Viewing
Area



Award Winning
Designer



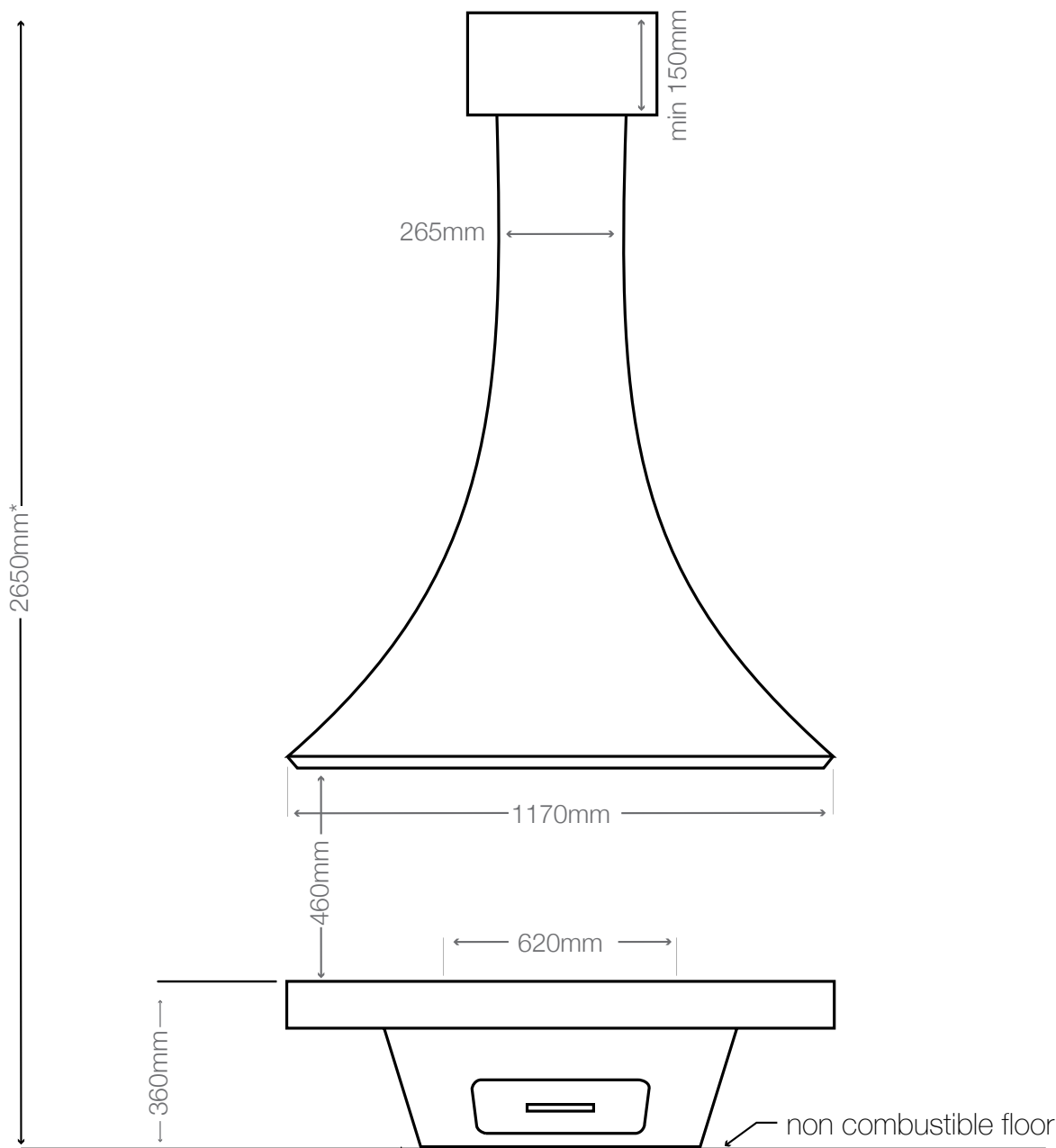
Artisan
Engineered



Handmade In
The South Of
France

BORDELET EVA Specifications

Bordelet Eva 992

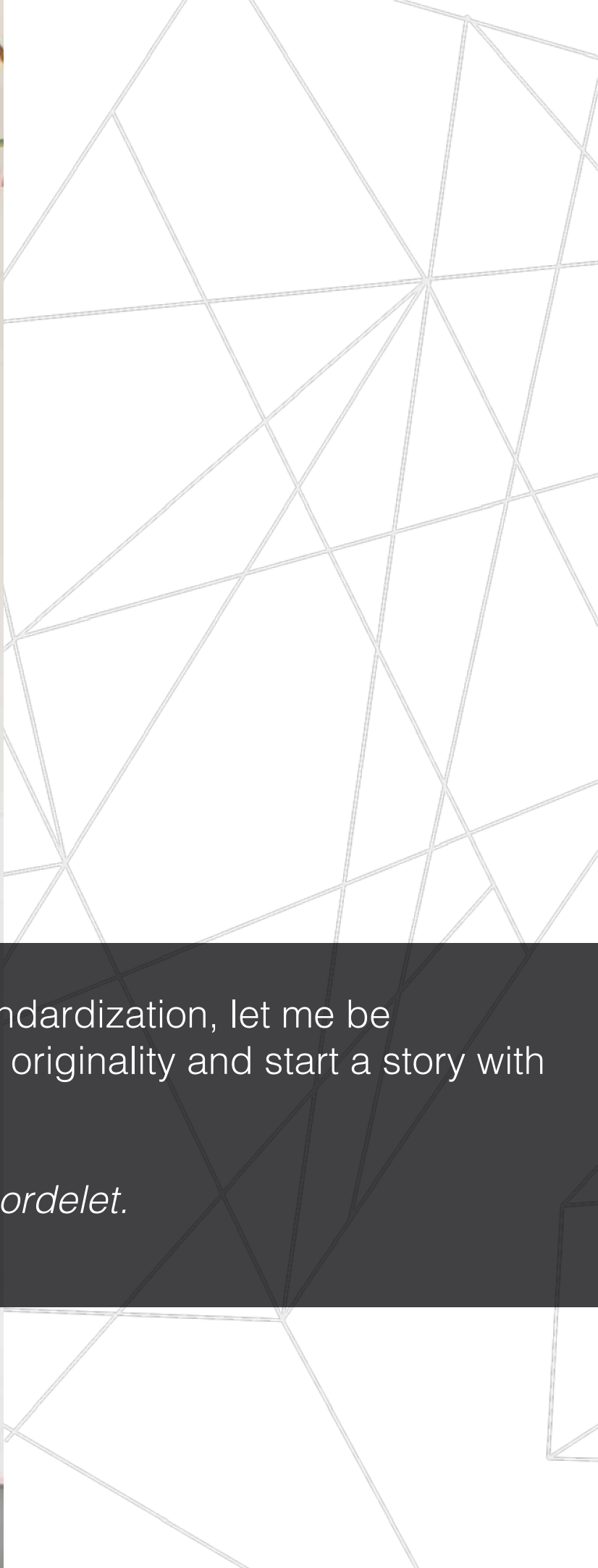


Technical Information

Material	4mm thick steel, hand shaped and spun with optional firescreen
Includes	Fire grate
Hearth Dimensions	Minimum 1770mm diameter x 40mm thick
Clearance To Combustibles	760mm
Weight	200kg
Standard Colours	Anthracite grey or intense matte black *Additional colours available upon request
Optional Base	Yellow or black bricks or metal side edging



Bordelet Eva, Mereweather, NSW



“Forget the standardization, let me be charmed. Dare originality and start a story with JC Bordelet...”

Jean-Claude Bordelet.

SCULPTTM

FIREPLACE
COLLECTION

1300 851 304
info@sculptfireplaces.com.au
www.sculptfireplaces.com.au

Whilst every effort is taken to avoid errors, Sculpt Fireplace Collection cannot accept responsibility for the accuracy of any statement, extract or information contained within this brochure nor can any of its contributors who have submitted material for inclusion. Sculpt Fireplace Collection may change or update this catalogue and anything described within it without notice. For current information, please visit the Sculpt Fireplace Collection website. Information within this catalogue is for guidance only and cannot cover all circumstances. E&OE

All technical information listed in this catalogue are a guide only and refers to areas with 2.4m ceilings and 6 or more star rated buildings. Heating output may vary depending on factors such as building characteristics, quality of insulation, type of firewood used and climate zone. All dimensions shown are approximate.