







Sculpt Fireplace Collection brings to Australian homes the prestigious French fireplace manufacturer, Seguin Duteriez, which have been warming homes worldwide for over 30 years.

Only using high quality exclusive materials, Seguin fireplaces use 100% pure original cast iron within their creations, balancing structural integrity with high efficiency and superior heat output.

The unique shapes of the Seguin Stove Collection provides for an aesthetic crowd pleaser, making the fireplace the heart of any home.

SEGUIN 
GROUP

SEGUIN AURORE



*Overseas model and installation shown



Hand crafted in France, the Seguin Aurore freestanding wood heater introduces a new level of style and functionality. The unique design of the Seguin Aurore will definitely be an aesthetic crowd pleaser. Offering two damper controls which allows for complete temperature control and the glass door airwash ensures a cleaner glass with every burn. Along with its unique shape, the Seguin Aurore also features front and side loading capabilities, so now reloading your fire will be the easiest task. Say hello to toasty warm and hassle free nights all winter long.



100% Pure Cast Iron Firebox



Dual fuel loading system



Includes fire grate & ash pan

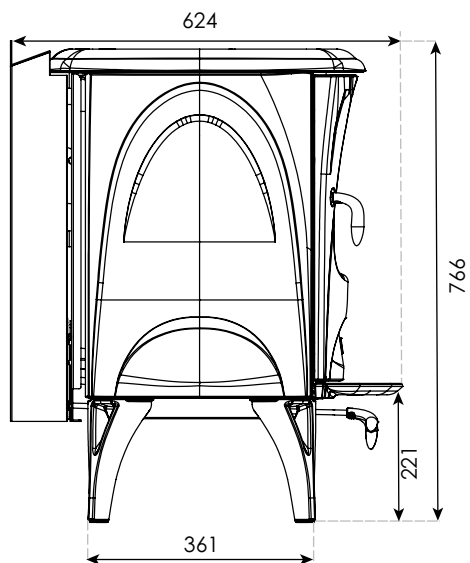


Hand crafted in France

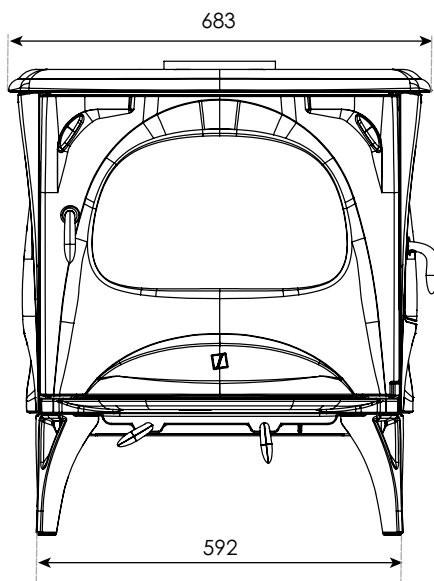


DAFS (Double Air Flow System)

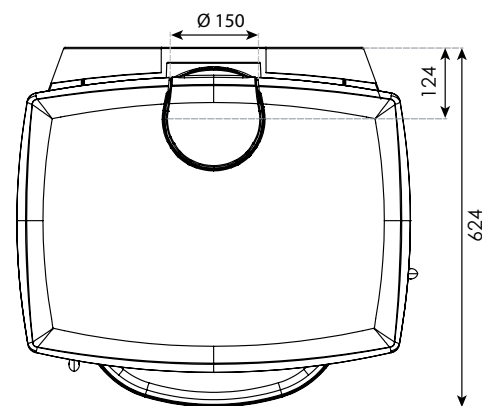
SEGUIN AURORE Specifications



SIDE



FRONT



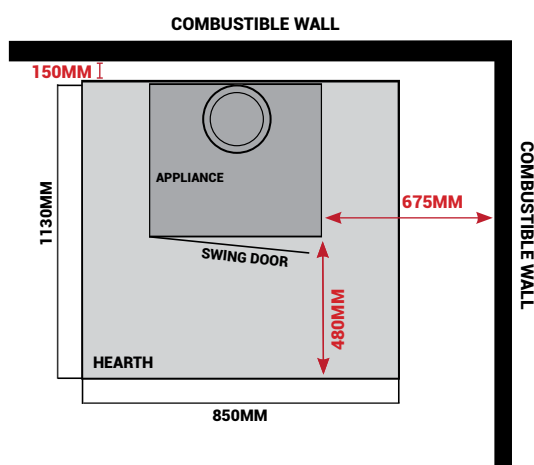
TOP

Material
Available Colours
Dual Damper Control
KW Output
Avg Emissions
Avg Efficiency
Door Operation
Minimum Flue Height
Flue Dimensions
Warranty
Weight
Minimum Hearth Dimensions

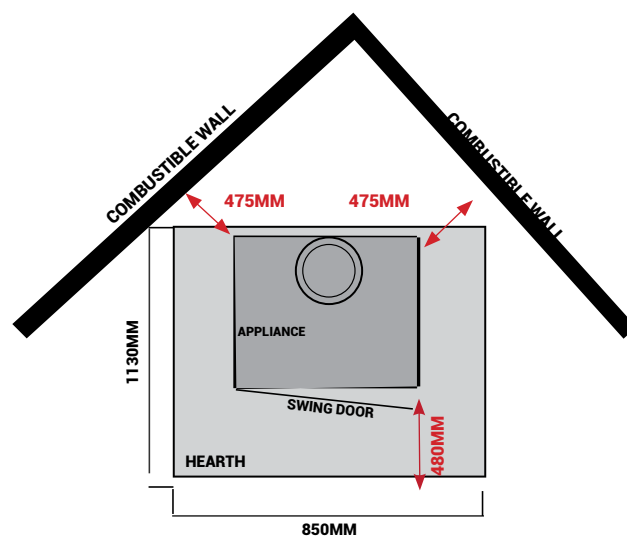
8-12mm Cast iron firebox with vermiculite lining
 Matte Black & Enamel White and Red
 Combustion air & glass air wash control
 9kW
 1.5g/kg
 63%
 Two secure swing door opening system
 4.6m from the hearth
 150mm, 200mm, 250mm
 10 year firebox warranty**
 170 kg
 Width: 850mm Depth: 1130mm Thickness: 9mm***

Clearances & Hearth

All clearances shown are for appliance installed with a heat shield.



POSITION A PARALLEL POSITION



POSITION B CORNER POSITION

SEGUIN JADE



*Overseas model and installation shown



From Randan, France, the Seguin Jade has the smallest clearance to combustibles in the Seguin freestanding wood stove range. Boasting an impressive 73% efficiency on low burning, the Seguin Jade will heat most rooms effortlessly. The Seguin Jade is also fully equipped with an ash pan, ash grate, and Double Air Flow System (DAFS). With its slender body and large viewing glass, the Jade is bound to be an eye catcher in any room.



100% Pure Cast Iron Firebox



Large Glass Viewing Area



Includes fire grate & ash pan

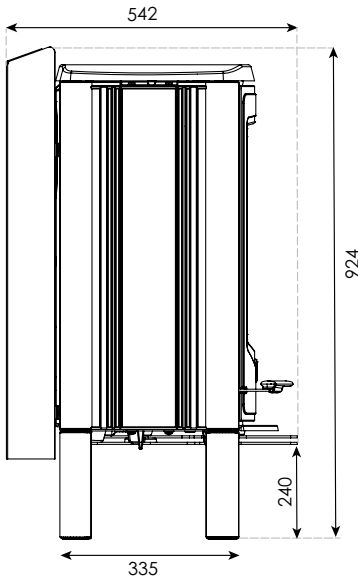


Hand crafted in France

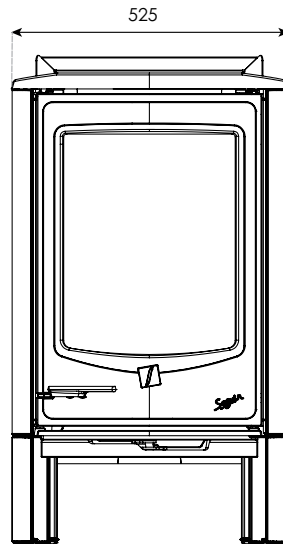


DAFS (Double Air Flow System)

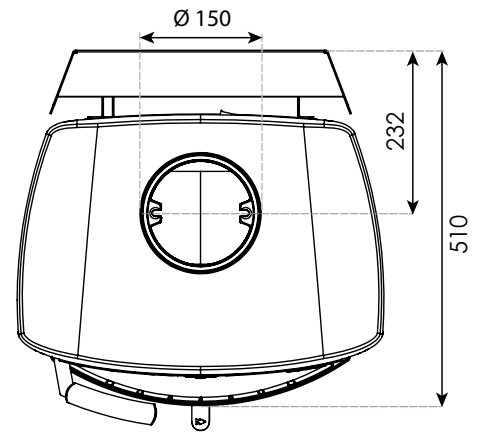
SEGUIN JADE Specifications



SIDE



FRONT



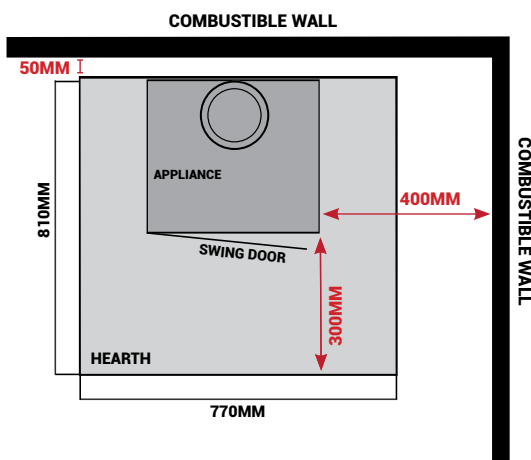
TOP

Material
Available Colour
Dual Damper Control
KW Output
Avg Emissions
Avg Efficiency
Minimum Flue Height
Flue Dimensions
Warranty
Weight
Minimum Hearth Dimensions
Optional Outdoor Air Kit Available

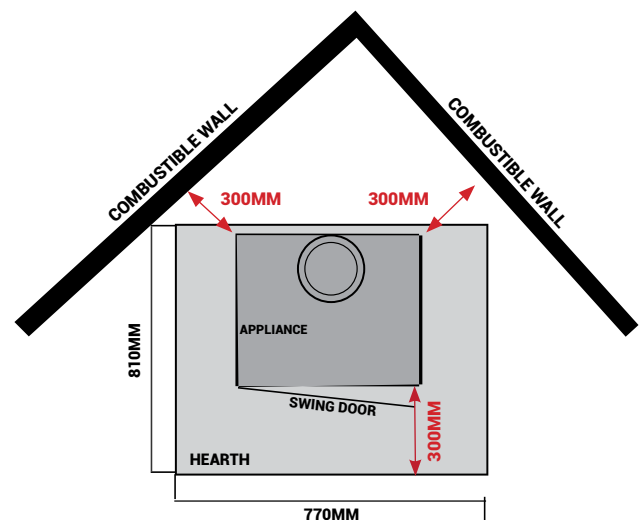
8-12mm Cast iron firebox with vermiculite lining
 Cast Iron Grey
 Combustion air & glass air wash control
 7.4kW
 1.1g/kg
 68%
 4.6m from the hearth
 150mm, 200mm, 250mm
 10 year firebox warranty**
 165 kg
 Width: 770mm Depth: 810mm Thickness: 6mm***

Clearances & Hearth

All clearances shown are for appliance installed with a heat shield.



POSITION A PARALLEL POSITION



POSITION B CORNER POSITION

SEGUIN SAPHIR



*Overseas model and installation shown



From Randan, France, the Seguin Saphir offers a traditional looking design with two air controls including an air wash which allows for complete temperature control and ensures a cleaner glass with every burn. The Seguin Saphir is also fully equipped with an ash pan & ash grate, Double Air Flow System (DAFS) and dual fuel loading door, so now reloading your fire will be easier than ever.



100% Pure Cast Iron Firebox



Dual fuel loading system



Includes fire grate & ash pan

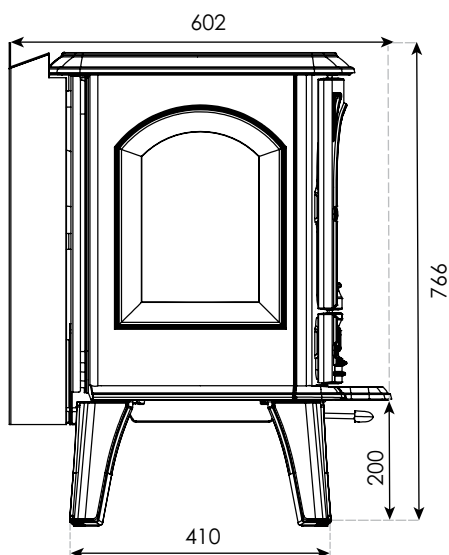


Hand crafted in France

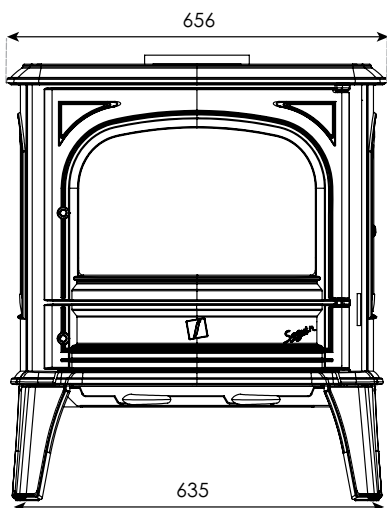


DAFS (Double Air Flow System)

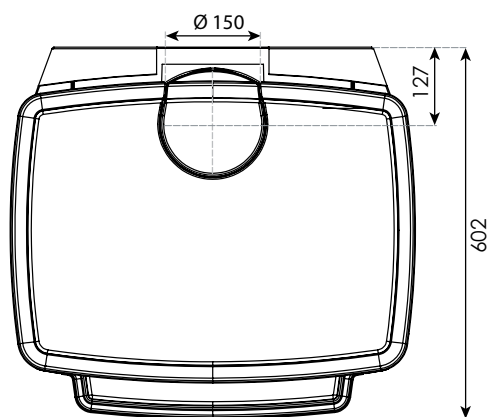
SEGUIN SAPHIR Specifications



SIDE



FRONT



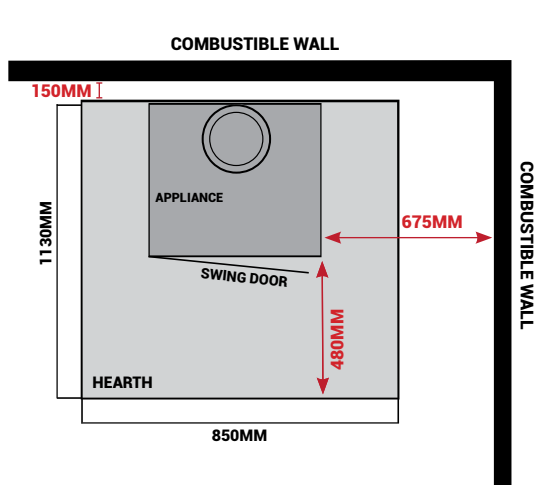
TOP

Material
Available Colours
Dual Damper Control
KW Output
Avg Emissions
Avg Efficiency
Door operation
Minimum Flue Height
Flue Dimensions
Warranty
Weight
Minimum Hearth Dimensions

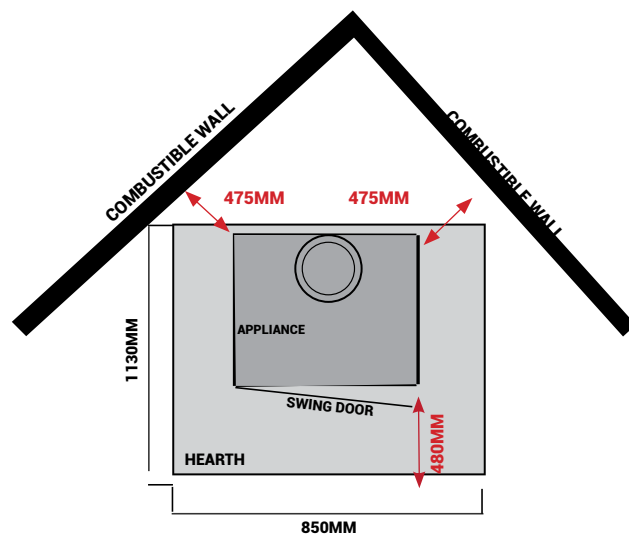
8-12mm Cast iron firebox with vermiculite lining
 Cast Iron Grey & Enamel Cream or Brown
 Combustion air & glass air wash control
 9kW
 1.5g/kg
 63%
 Two secure swing door opening system
 4.6m from the hearth
 150mm, 200mm, 250mm
 10 year firebox warranty**
 165 kg
 Width: 850mm Depth: 1130mm Thickness: 9mm***

Clearances & Hearth

All clearances shown are for appliance installed with a heat shield.



POSITION A PARALLEL POSITION



POSITION B CORNER POSITION

SEGUIN TOPAZE



*Overseas model and installation shown



The Seguin Topaze, landing in Australia from Randan, France, is the largest of the wood stoves collection. The Topaze also offers a traditional looking design ready to become a feature in any home.

The Seguin Topaze is fully equipped with an ash pan & ash grate, Double Air Flow System (DAFS) and dual fuel loading door, so now reloading your fire will be easier than ever. Offering the highest kW output in the range, it will surely keep you warm and toasty during the cold winter nights.



100% Pure Cast Iron Firebox



Dual fuel loading system



Includes fire grate & ash pan

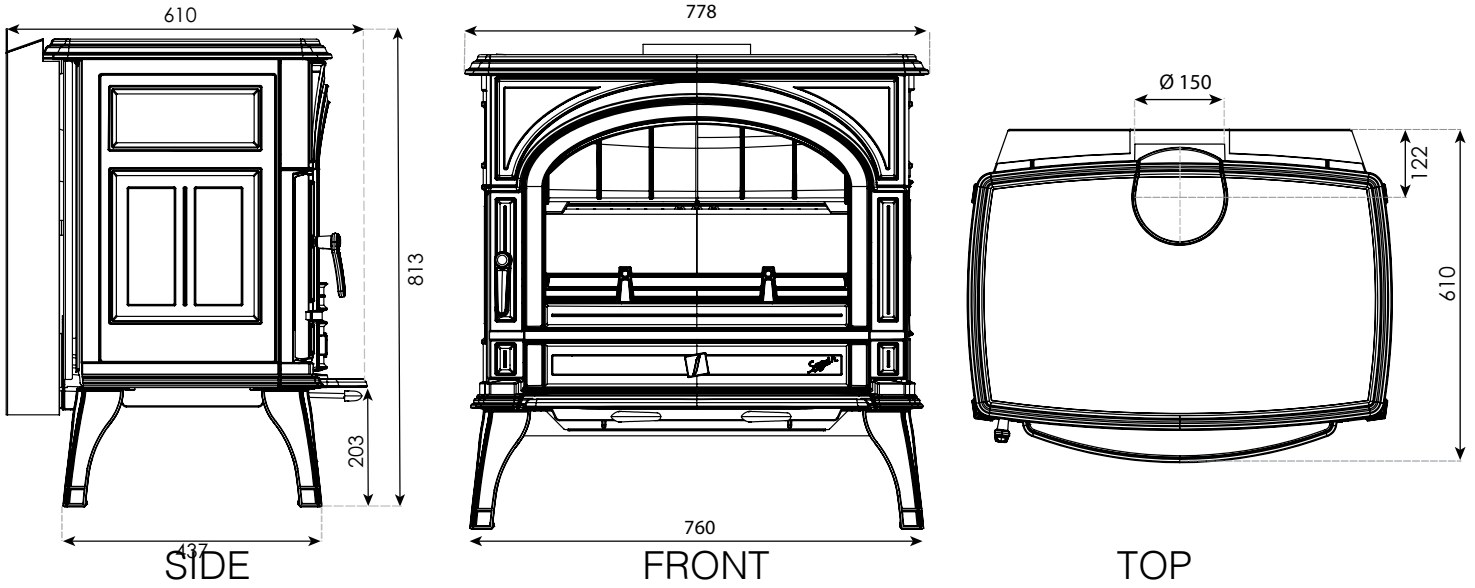


Hand crafted in France



DAFS (Double Air Flow System)

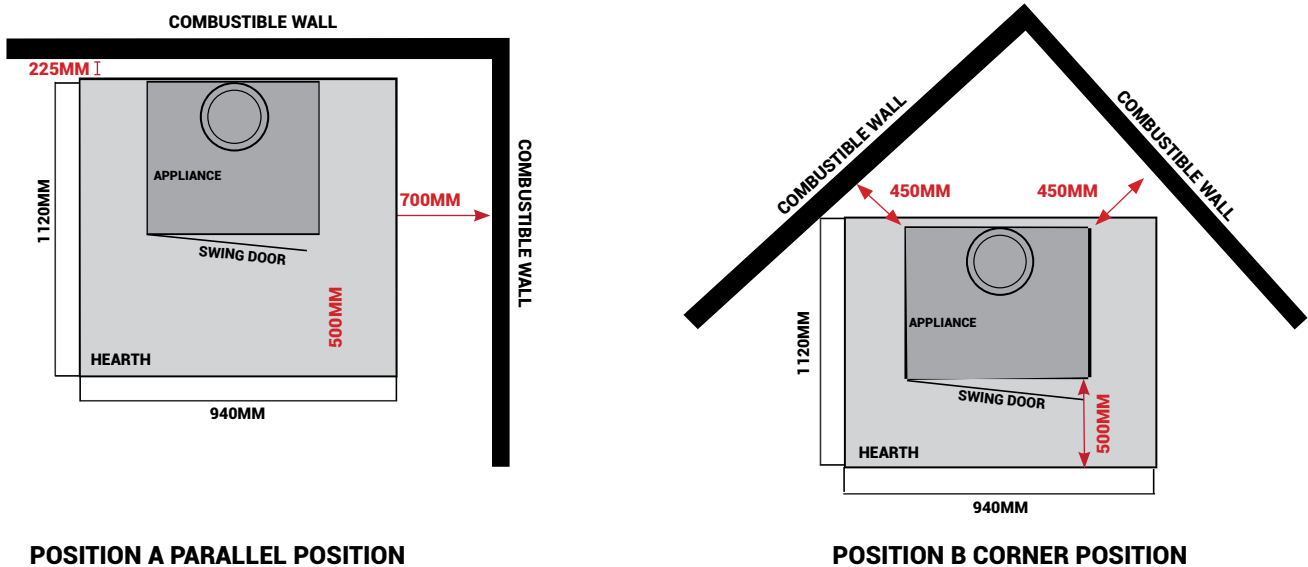
SEGUIN TOPAZE Specifications



Material	8-12mm Cast iron firebox with vermiculite lining
Available Colours	Cast Iron Grey & Enamel Cream or Brown
Dual Damper Control	Combustion air & glass air wash control
KW Output	10.8kW
Avg Emissions	1.3g/kg
Avg Efficiency	64%
Door operation	Two secure swing door opening system
Minimum Flue Height	4.6m from the hearth
Flue Dimensions	150mm, 200mm, 250mm
Warranty	10 year firebox warranty**
Weight	215 kg
Minimum Hearth Dimensions	Width: 940mm Depth: 1120mm Thickness: 18mm***
Optional Outdoor Air Kit Available	

Clearances & Hearth

All clearances shown are for appliance installed with a heat shield.



SCULPTTM

FIREPLACE
COLLECTION

1300 851 304

info@sculptfireplaces.com.au

www.sculptfireplaces.com.au

All technical information listed in this brochure are a guide only and refers to areas with 2.4m ceilings and 6 or more star rated buildings. Heating output may vary depending on factors such as building characteristics, quality of insulation, type of firewood used and climate zone. All dimensions shown are approximate.

Whilst every effort is taken to avoid errors, Sculpt Fireplace Collection cannot accept responsibility for the accuracy of any statement, extract or information contained within this brochure nor can any of its contributors who have submitted material for inclusion. Sculpt Fireplace Collection may change or update this brochure and anything described within it without notice. For current information, please visit the Sculpt Fireplace Collection website. Information within this brochure is for guidance only and cannot cover all circumstances. E&OE. © Copyright 2022 Sculpt Fireplaces Collection (ACN:169053883).