



Dedicated to offering Australians a sophisticated range of designer fireplaces, Sculpt Fireplace Collection has curated a selection of Europe's finest fireplace designs. These fireplaces are crafted with high-quality materials, ensuring durability and longevity.

Our esteemed French manufacturer, Seguin Duteriez, exemplifies innovation and technological advancement, while prioritising environmental sustainability and operational excellence. With design at the core, Seguin fireplaces not only enhance the comfort of your home but also create the perfect ambiance for social gatherings and memorable moments.

**Make the fireplace the heart of your home.**

## HANDCRAFTED IN FRANCE



Our exclusive Seguin fireplaces are handcrafted by artisan engineers in France for over 30 years. The traditional hand crafting methods provide the highest quality finish, using the most advanced technology and purest materials.

## UNMATCHED FRAMELESS FLAME



Seguin cast iron fireplaces provide some of the largest glass facades, to ensure the flame is easily visible. Seguin fireplaces are also available in a lift door option, allowing for simple operation and endless ambiance.

## OUTDOOR AIR INTAKES



For homes with a 6+ star energy rating or those that are tightly sealed, we recommend the optional outside air connection. This feature draws oxygen from outside, channeling it through the DAFS for combustion. The result is improved efficiency and more effective combustion, all while maintaining the air quality inside your home.

## DOUBLE AIR FLOW SYSTEM | DAFS



Our Seguin fireplaces are equipped with patented DAFS technology which injects oxygen directly into the firebox to burn gases, preventing them releasing into the environment through the flue system. The outcome is a longer fire term, cleaner glass, and effective combustion of fire wood. (Excludes Seguin Multivision Models)

## THE SEGUIN DIFFERENCE



To reach outstanding performance, Seguin fireplaces are manufactured with 100% pure cast iron only. By using the highest quality raw materials, the structural integrity of the unit is one of the best in the world, and the retention of heat is also maximised due to the large fins on the outside of the firebox. It is this type of artisan engineering that allows Seguin to guarantee their fireboxes for 10 years.

## SEGUIN EUROPA 7



EUROPA 7 LIFT









EUROPA 7



EUROPA 7  
BLACK LINE

Contemporary meets classic with the **Seguin Europa 7** series. These beautifully crafted pure original cast iron wood fires are sure to add breathtaking ambience in any stylish home, whether installed as a built in or freestanding fireplace.

-  100% Pure Original Cast Iron Firebox
-  Includes Firegrate and Ashpan
-  Double Air Flow System (DAFS)
-  Freestanding or Inbuilt Installation Option
-  Optional Outdoor Air Kit
-  10 Year Factory Backed Warranty

## SEGUIN EUROPA 7 VL SERIES



**EUROPA 7 VL LIFT**  
BLACK LINE LEFT OR RIGHT









**EUROPA 7 VL LEFT**  
BLACK LINE



**EUROPA 7 VL RIGHT**  
BLACK LINE

The **Seguin Europa 7 VL** series comes with black line glass, swing and lift door mechanism and corner glass side viewing area options.

These beautifully crafted pure original cast iron wood fireplaces are sure to add breathtaking ambiance to any space, whether installed as a built-in or freestanding fireplace.

-  100% Pure Original Cast Iron Firebox
-  Includes Firegrate and Ashpan
-  Double Air Flow System (DAFS)
-  Freestanding or Inbuilt Installation Option
-  Optional Outdoor Air Kit
-  10 Year Factory Backed Warranty

## SEGUIN VISIO 8 PLUS









**VISIO 8 PLUS  
BLACK LINE**



**VISIO 8 PLUS LIFT  
BLACK LINE**

Hand crafted in Randan, France with pure original cast iron, the **Seguin Visio 8 Plus** is equipped with advanced technologies such as Double Air Flow System and glass washing, ensuring a complete burn with minimal cleaning required. Available in both a swing or swing / lift model, this fireplace is the perfect addition to any project, with versatile freestanding or inbuilt installation applications.

-  100% Pure Original Cast Iron Firebox
-  Includes Firegrate and Ashpan
-  Double Air Flow System (DAFS)
-  Freestanding or Inbuilt Installation Option
-  Optional Outdoor Air Kit
-  10 Year Factory Backed Warranty

## SEGUIN VISIO 8 PLUS VL SERIES



This contemporary masterpiece features a sleek design and panoramic glass frontage, providing an unobstructed view of the mesmerising flames.

Explore versatile installation options with the **Seguin Visio 8 Plus VL** Fireplace.







Tailor your fireplace to seamlessly integrate into your space, whether as a sleek, built-in focal point or a stand-alone masterpiece.



**VISIO 8 VL PLUS LEFT**  
BLACK LINE + LIFT DOOR OPTION



**VISIO 8 VL PLUS RIGHT**  
BLACK LINE + LIFT DOOR OPTION

-  100% Pure Original Cast Iron Firebox
-  Includes Firegrate and Ashpan
-  Double Air Flow System (DAFS)
-  Freestanding or Inbuilt Installation Option
-  Optional Outdoor Air Kit
-  10 Year Factory Backed Warranty

## SEGUIN SUPER 9









**SUPER 9 SWING**  
+LIFT



**SUPER 9 BLACK LINE**  
(ONLY AVAILABLE IN LIFT & SWING)

Being the largest in the Seguin Cheminees range, the **Seguin Super 9** range integrate industry leading technologies into a fantastic design, with extra-large glass to ensure the flame is the heart of any home. Offering a highly functional heating output, the Super 9 range is crafted using the best materials to create a robust fireplace. Coupled with its unique design, this fireplace is the pinnacle of luxury heating.

-  100% Pure Original Cast Iron Firebox
-  Includes Firegrate and Ashpan
-  Double Air Flow System (DAFS)
-  Freestanding or Inbuilt Installation Option
-  Optional Outdoor Air Kit
-  10 Year Factory Backed Warranty



## SEGUIN MULTIVISION 8000



**MULTIVISION 8000 3V**  
+ LIFT DOOR OPTION





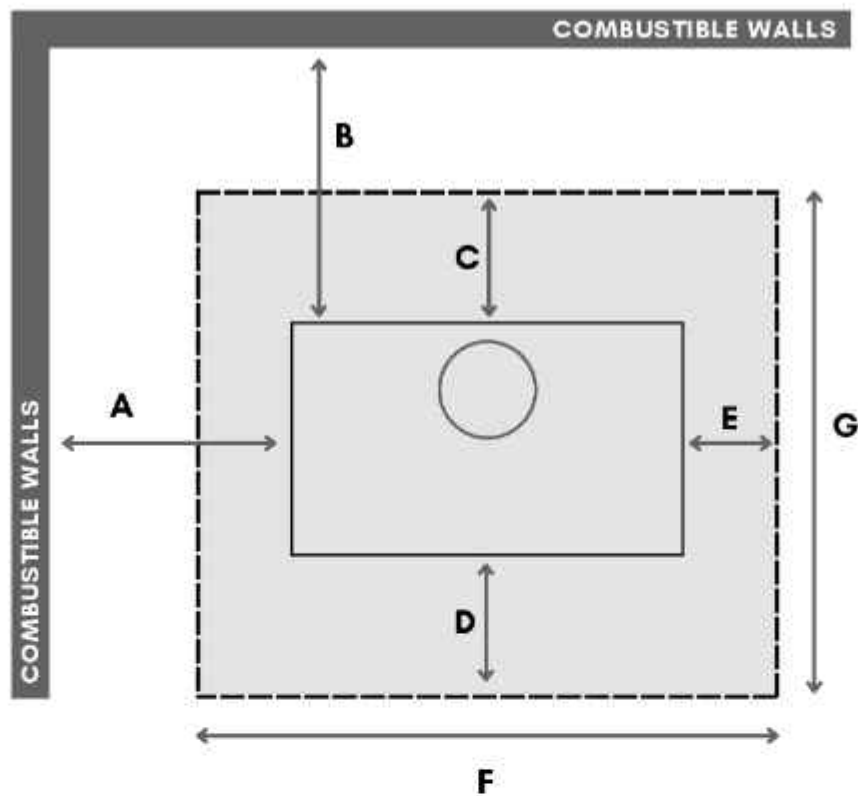
**MULTIVISION 8000 3S**



**MULTIVISION 8000 DOUBLE  
SIDED**  
+ LIFT DOOR OPTION

The **Seguin Multivision 8000** series is available in options of two, three and four sided wood heater. With the various glass viewing options, it's suitable for any contemporary living space. Offering the best in both performance and design, this fireplace is Australia's First 4- Sided Fireplace, pioneering luxury heating options.

-  100% Pure Original Cast Iron Firebox
-  Includes Firegrate and Ashpan
-  Freestanding or Inbuilt Installation Option
-  Optional Outdoor Air Kit - Indirect Connection
-  10 Year Factory Backed Warranty



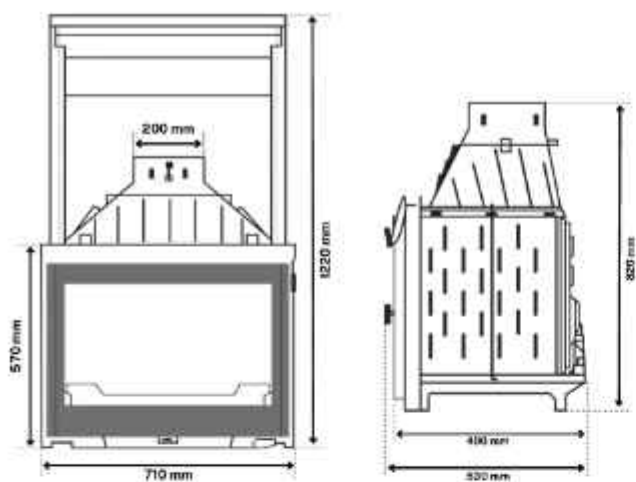
## CLEARANCE / HEARTH REQUIREMENTS

MODEL	A	B	C	D	E	F	G
EUROPA 7	900	1200	400	300	200	1165	1205
EUROPA 7 VL SERIES	900 CAST IRON SIDE 1200 GLASS SIDE	1200	400	300	200 CAST IRON SIDE 300 GLASS SIDE	1265	1205
VISIO 8 PLUS	700	1100	100	500	200	1120	1100
VISIO 8 VL	700 CAST IRON SIDE 1200 GLASS SIDE	1100	100	500	200 CAST IRON SIDE 300 GLASS SIDE	1220	1100
SUPER 9	1200	1200	400	600	250	1410	1508

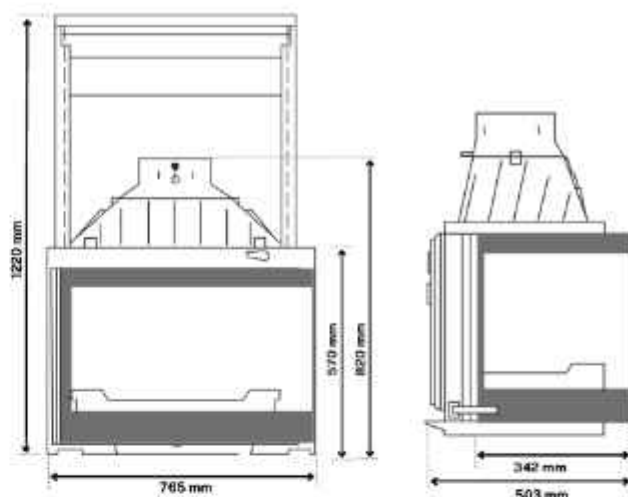
### MULTIVISION 8000

2 SIDED	1200	1250 GLASS SIDE	350	350	200	1490	1220
THREE SIDED 5V	1250	1200 CAST IRON SIDE	400	350	350	1790	1220
THREE SIDED 3S	1200	1250 GLASS SIDE	350	350	200 CAST IRON SIDE 300 GLASS SIDE	1640	1220
4 SIDED	1250	1250	350	350	350	1790	1220

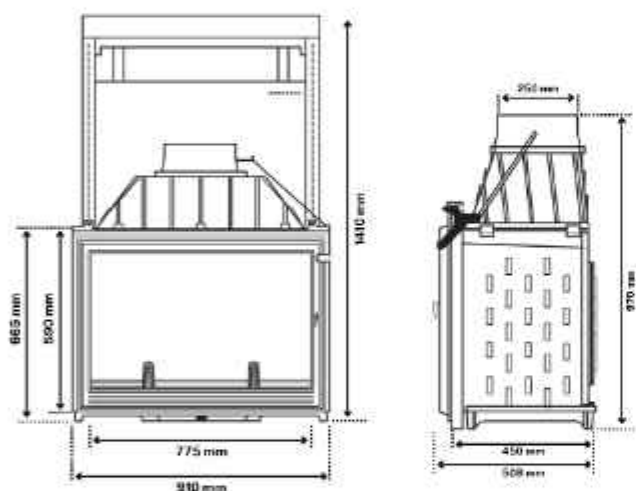
HEARTHS ARE TO BE A **MINIMUM OF 150 MM THICK**  
ALL MEASUREMENTS IN MM



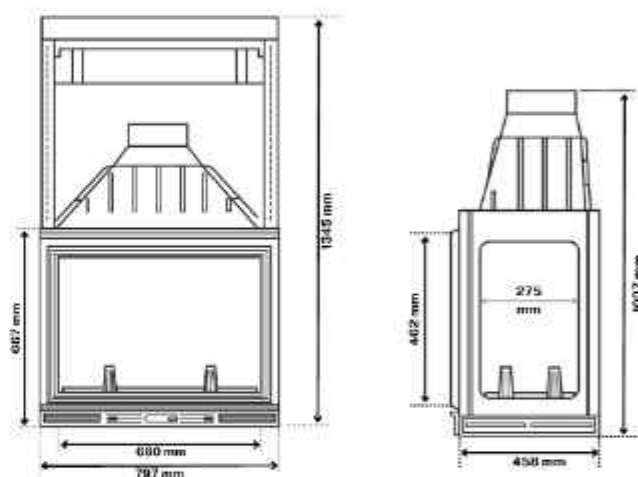
**EUROPA 7**



**EUROPA 7 VL**



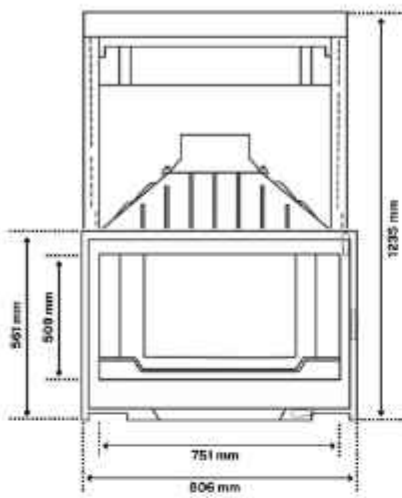
**SUPER 9**



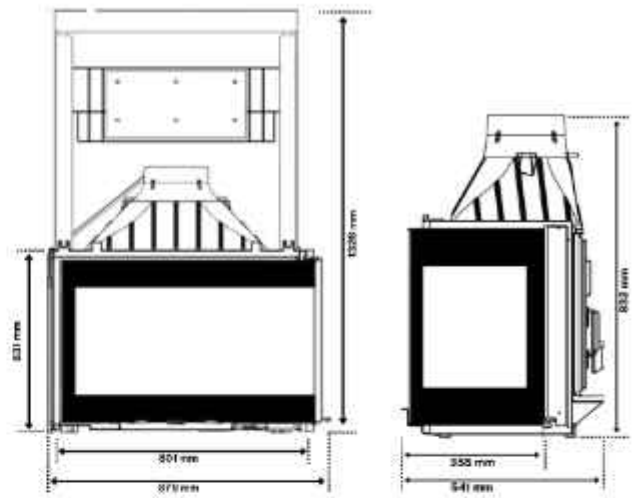
**MULTIVISION 8000**

MODEL	KW OUTPUT	EFFICIENCY	EMMISIONS	HEATING CAPACITY (M2)	TRIM
EUROPA 7	17.9 KW	60%	1.2 G/KG	150 - 250	
EUROPA 7 VL SERIES	17.9 KW	60%	1.2 G/KG	50 - 200	
VISIO 8 PLUS	16 KW	70%	1.0 G/KG	140 - 340	
VISIO 8 PLUS VL	16 KW	70%	1.0 G/KG	140 - 340	
MULTIVISION 8000	13.1 KW	61%	1.2 G/KG	50 - 250	x
SUPER 9	26 KW	60%	1.4 G/KG	100 - 300	

# SPECIFICATIONS



**VISIO 8**



**VISIO 8 PLUS VL**

DOOR OPTIONS	MINIMUM FLUE HEIGHT	FLUE SIZES (MM)	HOT AIR TRANSFER KIT	OUTSIDE AIR KIT	WARRANTY	WEIGHT
SWING, SWING & LIFT	4.6 M	200, 250, 300	COMPATIBLE	OPTIONAL	10 YEARS	170 KG
SWING, SWING & LIFT	4.6 M	200, 250, 300	COMPATIBLE	OPTIONAL	10 YEARS	170 KG
SWING, SWING & LIFT	4.6 M	200, 250, 300	COMPATIBLE	OPTIONAL	10 YEARS	190 KG
SWING, SWING & LIFT	4.6 M	200, 250, 300	COMPATIBLE	OPTIONAL	10 YEARS	190 KG
SWING, SWING & LIFT	4.6 M	250, 300, 350	COMPATIBLE	OPTIONAL INDIRECT	10 YEARS	230 KG
SWING, SWING & LIFT	4.6 M	250, 300, 350	COMPATIBLE	OPTIONAL	10 YEARS	250 KG

The background of the page is a dark grey color with a complex, abstract geometric pattern of thin, light grey lines. These lines form a series of overlapping, irregular polygons and triangles, creating a sense of depth and structure. The pattern is most prominent in the upper half of the page and fades slightly towards the bottom.

# SCULPT™

FIREPLACE  
COLLECTION

[info@sculptfireplaces.com.au](mailto:info@sculptfireplaces.com.au)

[sculptfireplaces.com.au](http://sculptfireplaces.com.au)