






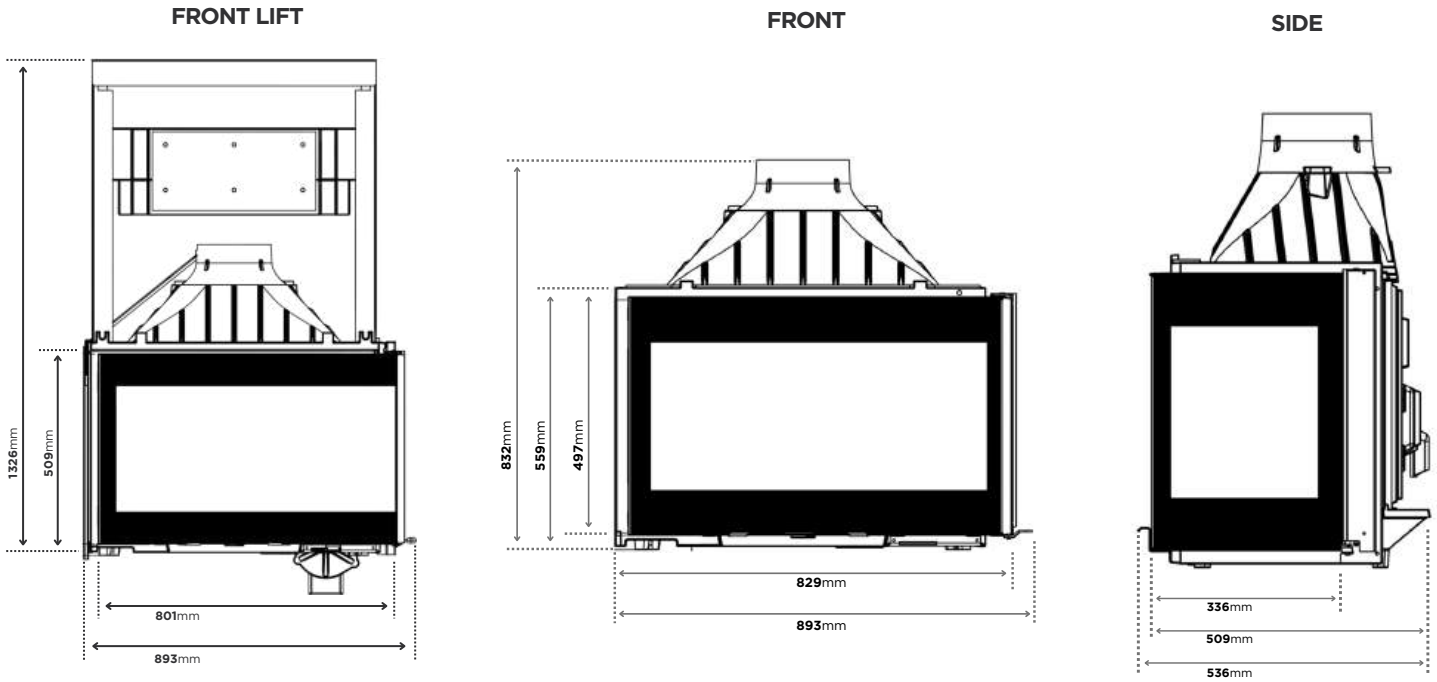


SEGUIN VISIO 8 PLUS VL

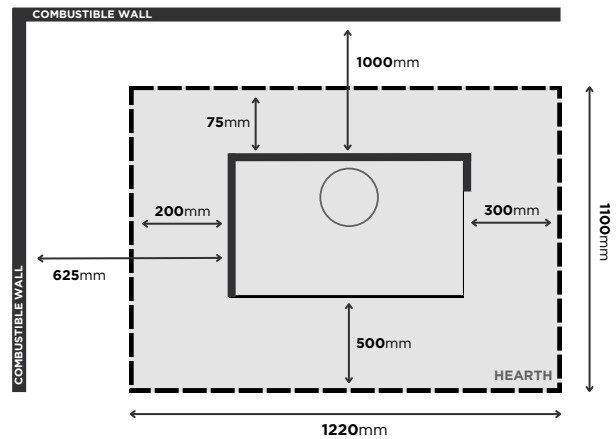
Introducing the Seguin Visio 8 Plus VL: where timeless elegance meets cutting-edge design. Handcrafted in France, this masterpiece combines artisan engineering with exclusive materials for unrivalled quality.

Crafted from 100% pure cast iron, the Seguin Visio 8 Plus VL boasts both durability and superior heating performance. Whether installed as a built-in feature or as a freestanding focal point, this fireplace promises to elevate your space with unparalleled beauty and warmth.

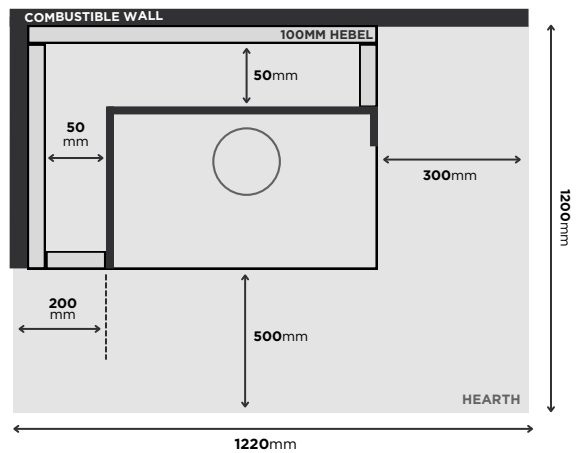
-  100% Pure Original Cast Iron Firebox
-  Includes Firegrate and Ashpan
-  Double Air Flow System (DAFS)
-  Freestanding or Inbuilt Installation Option
-  Optional Outdoor Air Kit



STRAIGHT WALL APPLICATION



INBUILT APPLICATION



***HEARTH MUST BE A MINIMUM OF 150MM THICK

MATERIAL	100% PURE ORIGINAL CAST IRON 8MM -12MM THICKNESS, VERMICULITE
KW OUTPUT	9.7 KW AVERAGE / 16 KW PEAK
EFFICIENCY	70% AVERAGE
EMISSIONS	1.0 G / KG
FACADE	TRIM OPTIONS AVAILABLE
INTERIOR	VERMICULITE LINED
GLASS DOOR OPTIONS	SWING, SWING & LIFT
MINIMUM FLUE HEIGHT	4.6 METERS
FLUE SIZES	200, 250, 300 MM
OUTSIDE AIR KIT	RECOMMENDED FOR WELL INSULATED HOMES
WARRANTY	10 YEAR WARRANTY **
WEIGHT	200KG

* Heating capacity of the following appliances are a guide only and refers to areas with 2.4m ceilings and 6 or more star rated buildings. Heating output may vary depending on factors such as characteristics, quality of insulation, type of firewood used and climate zone. ** See warranty section in the installation manual for further details. *** Refer to the Installation Manual for full hearth dimensions and clearances.

Disclaimer: E&OE Images and diagrams are for illustration purposes only. Please note that all product measurements provided are approximate and may vary by 1-5 mm. Sculpt reserves the right to change these specifications without prior notice. This information does not replace the installation manual which provides more in depth information. Must be installed in a full masonry enclosure as per Australian & New Zealand standards AS/NZS 2918:2001. All rights retained © Copyright 2024 Sculpt Fireplace Collection (ABN: 48 107 321 719)