







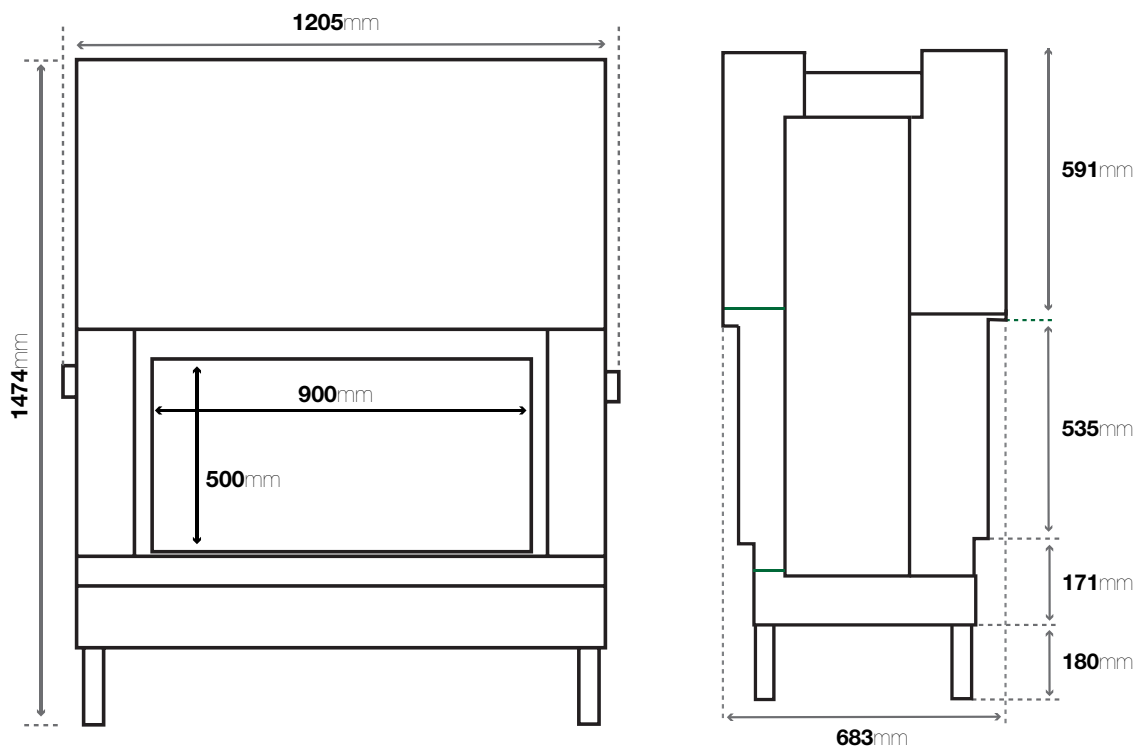


AXIS H1200 DS

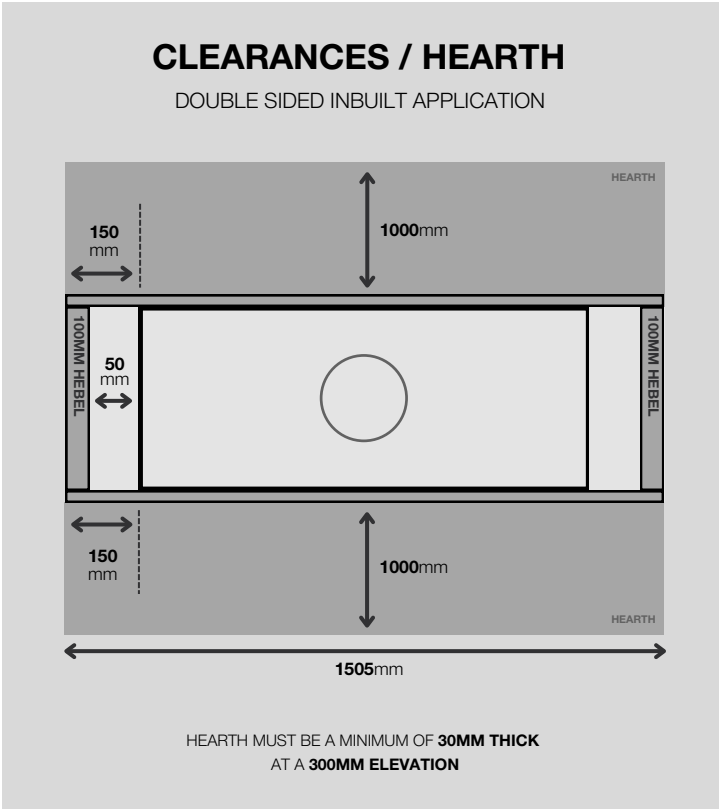
The Axis H1200 double-sided wood fireplace by Sculpt Fireplace Collection exemplifies sophisticated design and superior engineering.

With its captivating see-through design, the Axis H1200 offers a seamless view of the flames from both sides, delivering mesmerising warmth and architectural elegance that transforms any space.

-  Steel Fireplace with Internal Firebricks
-  Includes Fire Grate and Ash Pan
-  Double Air Flow System
-  Crafted in France
-  Optional Outdoor Air & Air Transfer Kit
-  Dual Opening System



MATERIAL	Solid Steel Firebox & Internal Firebricks
KW OUTPUT	25 kW +
FACADE	Clean Edge, Trim Options Available
INTERIOR	60 mm Firebricks
GLASS DOOR	Lift (Swing for Maintenance)
MINIMUM FLUE HEIGHT	5.4 m
FLUE SPIGOT SIZE	250 mm
AIR TRANSFER KIT	Optional Extra
OUTSIDE AIR KIT	Recommended for well insulated homes
WARRANTY	10 years firebrick / 5 years firebox **
WEIGHT	400 kg



* Heating capacity of the following appliances are a guide only and refers to areas with 2.4m ceilings and 6 or more star rated buildings. Heating output may vary depending on factors such as characteristics, quality of insulation, type of firewood used and climate zone. ** See warranty section in the installation manual for further details. *** Refer to the Installation Manual for full hearth dimensions and clearances.

Disclaimer: E&OE Images and diagrams are for illustration purposes only. Please note that all product measurements provided are approximate and may vary by 1-5 mm. Sculpt reserves the right to change these specifications without prior notice. This information does not replace the installation manual which provides more in depth information. Must be installed in a full masonry enclosure as per Australian & New Zealand standards AS/NZS 2918:2001. All rights retained © Copyright 2025 Sculpt Fireplace Collection (ABN: 48 107 321 719)